



switch disconnecter 3VA1 IEC frame 400 4-pole SD100, In=400A without overload protection w/o short-circuit protection nut keeper kit

Model	
product brand name	SENTRON
product designation	Molded case circuit breaker
product version	General applications
design of the product	in MCCB design
number of poles	4
design of the auxiliary release	without
design of the auxiliary switch	Without
General technical data	
insulation voltage / rated value	800 V
operating voltage / at DC / rated value	1 000 V
operating voltage / at AC / rated value	690 V
surge voltage resistance / rated value	8 kV
power loss [W] / maximum	191 W
mechanical service life (operating cycles) / typical	20 000
type of device	fixed mounting
suitability for use / switch disconnecter	Yes
suitability for use / main switch	Yes
suitability for use / safety switch	Yes
suitability for use / EMERGENCY OFF switch	Yes
suitability for use / maintenance/repair switch	Yes
product function / communication function	No
Net Weight	6.222 kg
Current	
short-time withstand current (I _{cw}) / at AC / limited to 0.5 s / rated value	6 kA
operational current / rated value	400 A
operational current	
• at 40 °C	400 A
• at 45 °C	400 A
• at 50 °C	400 A
• at 55 °C	384 A
• at 60 °C	370 A
• at 65 °C	354 A
• at 70 °C	340 A
let-through I _{2t} value / at AC-23 B	
• at 400 V / maximum permissible	3 820 000 A ² ·s
• at 500 V / maximum permissible	4 280 000 A ² ·s
• at 690 V / maximum permissible	1 780 000 A ² ·s

let-through current (Ic) / at AC-23 B	
<ul style="list-style-type: none"> • at 400 V / maximum permissible • at 500 V / maximum permissible • at 690 V / maximum permissible 	<p>47 kA</p> <p>41 kA</p> <p>17 kA</p>
Switching capacity according to IEC 60947	
short-circuit current making capacity (Icm) / with line-side fuse protection	
<ul style="list-style-type: none"> • at 690 V / by molded case circuit breaker / maximum • at 415 V / by molded case circuit breaker / maximum 	<p>17 kA</p> <p>242 kA</p>
conditional short-circuit current (Iq) / rated value	6 000 A
conditional short-circuit current (Iq) / with line-side fuse protection	
<ul style="list-style-type: none"> • at 690 V / by molded case circuit breaker / rated value • at 240 V / by LV HRC fuse link 3NA, 3ND (sizes 00/000, 1, 2, type gL/gG) / rated value • at 415 V / by LV HRC fuse link 3NA, 3ND (sizes 00/000, 1, 2, type gL/gG) / rated value 	<p>10 kA</p> <p>200 kA</p> <p>110 kA</p>
Mechanical Design	
overvoltage category	III
fastening method	screw fixing
fastening method / 4-hole front mounting	Yes
fastening method / front mounting with central attachment	No
fastening method / rail mounting	No
product component	
<ul style="list-style-type: none"> • undervoltage release • voltage trigger • undervoltage release with leading contact • trip indicator 	<p>No</p> <p>No</p> <p>No</p> <p>No</p>
product feature / interlock	No
height	248 mm
width	184 mm
depth	110 mm
display version / for switch position indicator	Handle switch position On, Trip, Off
design of the actuating element	toggle handle
type of the driving mechanism / motor drive	No
Connections	
arrangement of electrical connectors / for main current circuit	Front terminal
type of electrical connection / for main current circuit	busbar connection
design of the surface / of the connections / on the top of the switch (N, 1, 3, 5)	silver
design of the surface / of the connections / on the bottom of the switch (N, 2, 4, 6)	Silver
Auxiliary circuit	
number of CO contacts / for auxiliary contacts	0
number of NC contacts / for auxiliary contacts	0
number of NO contacts / for auxiliary contacts	0
Accessories	
product extension / auxiliary switch	No
product extension / optional / motor drive	Yes
Environmental conditions	
protection class IP / on the front	IP40
ambient temperature	
<ul style="list-style-type: none"> • during operation / minimum • during operation / maximum • during storage / minimum • during storage / maximum 	<p>-25 °C</p> <p>70 °C</p> <p>-40 °C</p> <p>80 °C</p>
Environmental footprint	
global warming potential [CO2 eq] / total	473 kg
global warming potential [CO2 eq] / during manufacturing	23.9 kg
global warming potential [CO2 eq] / during operation	450 kg

global warming potential [CO2 eq] / after end of life	-2.9 kg
reference code / according to IEC 81346-2	Q

Approvals / Certificates

General Product Approval



[Confirmation](#)



[Miscellaneous](#)

General Product Approval	EMV	Test Certificates	Maritime application
--------------------------	-----	-------------------	----------------------



[Type Test Certificates/Test Report](#)

[Special Test Certificate](#)

[Miscellaneous](#)



Maritime application	other
----------------------	-------



[Confirmation](#)

other	Environment
-------	-------------

[Miscellaneous](#)



[Environmental Confirmations](#)

[Environmental Confirmations](#)

Further information

Information on the packaging

<https://support.industry.siemens.com/cs/ww/en/view/109813875>

Information for data generation and storage

<https://support.industry.siemens.com/cs/ww/en/view/109995012>

Information- and Downloadcenter (Catalogs, Brochures,...)

<https://www.siemens.com/lowvoltage/catalogs>

Industry Mall (Online ordering system)

<https://mall.industry.siemens.com/mall/en/en/Catalog/product?mlfb=3VA1340-1AA42-0AA0>

Service&Support (Manuals, Certificates, Characteristics, FAQs,...)

<https://support.industry.siemens.com/cs/ww/en/ps/3VA1340-1AA42-0AA0>

Image database (product images, 2D dimension drawings, 3D models, device circuit diagrams, ...)

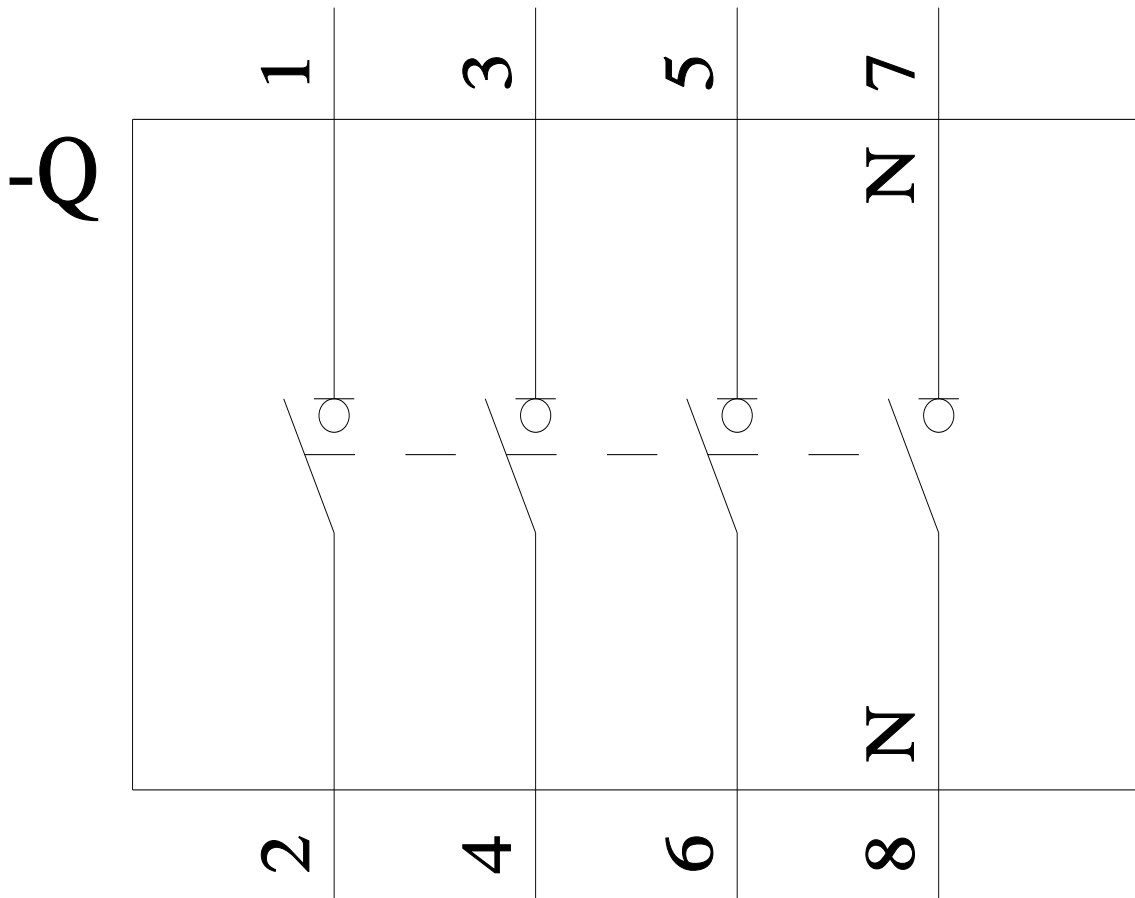
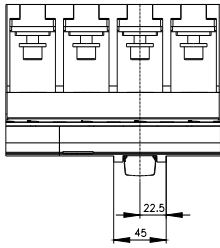
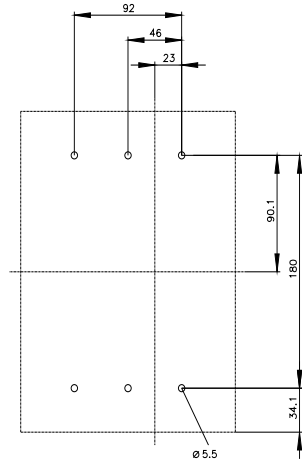
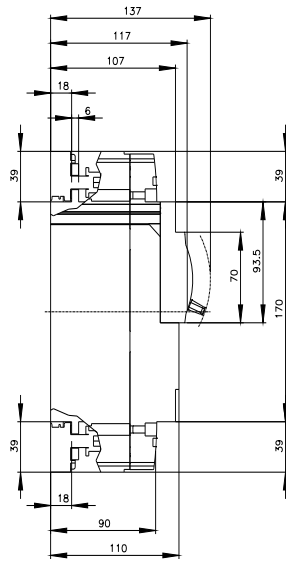
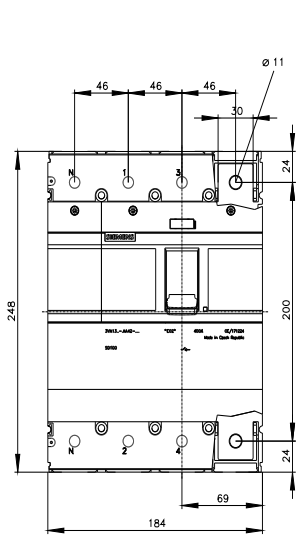
https://www.automation.siemens.com/bilddb/cax_en.aspx?mlfb=3VA1340-1AA42-0AA0

CAX-Online-Generator

<https://www.siemens.com/cax>

Tender specifications

<https://www.siemens.com/specifications>



last modified:

8/11/2025

