

Siemens
EcoTech



RONIS key-operated switch, 22 mm, round, plastic, lock number SB30, with 2 keys, 2 switch positions O-I, latching, 10:30h/13:30h, key removal O+I, with holder, 1 NO+1 NC, spring-type terminal, possible special locks: SB31, 421, 455



product brand name	SIRIUS ACT
product designation	Key-operated switches
design of the product	Complete unit
product type designation	3SU1
product line	Plastic, black, 22 mm
manufacturer's article number	
<ul style="list-style-type: none"> of included key of supplied contact module of supplied contact module at position 1 of the supplied holder of the supplied actuator 	3SU1950-0FB80-0AA0 3SU1400-1AA10-3FA0 3SU1400-1AA10-3FA0 3SU1550-0AA10-0AA0 3SU1000-4BF11-0AA0
Enclosure	
shape of the enclosure front	round
number of command points	1
Actuator	
principle of operation of the actuating element	latching, 90° (10:30 h/13:30 h)
product extension optional light source	No
color of the actuating element	silver
material of the actuating element	metal
shape of the actuating element	Key
outer diameter of the actuating element	29.5 mm
number of contact modules	1
number of switching positions	2
switch position for key distraction	O+I
actuating angle	
<ul style="list-style-type: none"> clockwise 	90°
lock make	RONIS
key number	SB30
Front ring	
product component front ring	Yes
design of the front ring	Standard
material of the front ring	plastic
color of the front ring	black
Holder	
material of the holder	Plastic
General technical data	

product function positive opening	Yes
product component light source	No
insulation voltage rated value	500 V
degree of pollution	3
type of voltage of the operating voltage	AC/DC
surge voltage resistance rated value	6 kV
protection class IP	IP66, IP67, IP69(IP69K)
protection class IP of the terminal	IP20
degree of protection NEMA rating	1, 2, 3, 3R, 4, 4X, 12, 13
shock resistance	
<ul style="list-style-type: none"> • according to IEC 60068-2-27 • for railway applications according to EN 61373 	sinusoidal half-wave 15g / 11 ms Category 1, Class B
vibration resistance	
<ul style="list-style-type: none"> • according to IEC 60068-2-6 • for railway applications according to EN 61373 	10 ... 500 Hz: 5g Category 1, Class B
operating frequency maximum	1 800 1/h
mechanical service life (operating cycles) typical	1 000 000
electrical endurance (operating cycles) typical	10 000 000
thermal current	10 A
reference code according to IEC 81346-2	S
continuous current of the C characteristic MCB	10 A; for a short-circuit current smaller than 400 A
continuous current of the quick DIAZED fuse link	10 A
continuous current of the DIAZED fuse link gG	10 A
Substance Prohibitance (Date)	10/01/2014
Weight	93 g
operating voltage	
<ul style="list-style-type: none"> • rated value • at AC <ul style="list-style-type: none"> — at 50 Hz rated value — at 60 Hz rated value • at DC rated value 	5 ... 500 V 5 ... 500 V 5 ... 500 V 5 ... 500 V
Power Electronics	
contact reliability	One maloperation per 100 million (17 V, 5 mA), one maloperation per 10 million (5 V, 1 mA)
Auxiliary circuit	
design of the contact of auxiliary contacts	Silver alloy
number of NC contacts for auxiliary contacts	1
number of NO contacts for auxiliary contacts	1
Connections/ Terminals	
type of electrical connection	
<ul style="list-style-type: none"> • of modules and accessories 	Spring-type terminal
type of connectable conductor cross-sections	
<ul style="list-style-type: none"> • solid without core end processing • finely stranded with core end processing • finely stranded without core end processing • for AWG cables 	2x (0.25 ... 1.5 mm ²) 2x (0.25 ... 0.75 mm ²) 2x (0.25 ... 1.5 mm ²) 2x (24 ... 16)
tightening torque of the screws in the bracket	1 ... 1.2 N·m
Ambient conditions	
ambient temperature	
<ul style="list-style-type: none"> • during operation • during storage 	-25 ... +70 °C -40 ... +80 °C
environmental category during operation according to IEC 60721	3M6, 3S2, 3B2, 3C3, 3K6 (with relative air humidity of 10 ... 95%, no condensation in operation permitted for all devices behind front panel)
Environmental footprint	
Environmental Product Declaration (EPD)	Yes
global warming potential [CO ₂ eq] total	0.787 kg
global warming potential [CO ₂ eq] during manufacturing	0.566 kg
global warming potential [CO ₂ eq] during operation	0.235 kg
global warming potential [CO ₂ eq] after end of life	-0.015 kg

Siemens Eco Profile (SEP)	Siemens EcoTech
Installation/ mounting/ dimensions	
fastening method	
• of modules and accessories	Front plate mounting
height	40 mm
width	30 mm
shape of the installation opening	round
mounting diameter	22.3 mm
positive tolerance of installation diameter	0.4 mm
mounting height	49.4 mm
installation width	29.5 mm
installation depth	71.7 mm

Approvals Certificates

General Product Approval	Test Certificates
--------------------------	-------------------



[Type Test Certificates/Test Report](#)

Test Certificates	Maritime application	other
-------------------	----------------------	-------

[Special Test Certificate](#)



other	Environment
-------	-------------

[Confirmation](#)



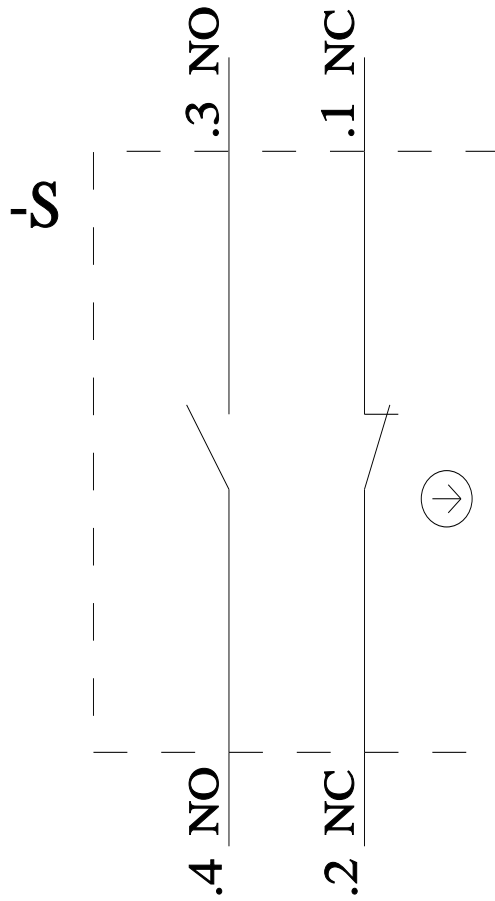
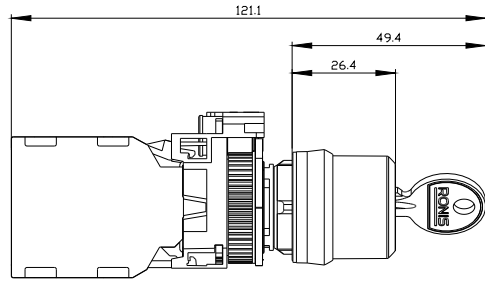
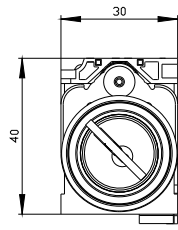
Siemens EcoTech



[Environmental Confirmations](#)

Further information

- Information on the packaging
<https://support.industry.siemens.com/cs/ww/en/view/109813875>
- Information for data generation and storage
<https://support.industry.siemens.com/cs/ww/en/view/109995012>
- Information- and Downloadcenter (Catalogs, Brochures,...)
<https://www.siemens.com/ic10>
- Industry Mall (Online ordering system)
<https://mall.industry.siemens.com/mall/en/en/Catalog/product?mlfb=3SU1100-4BF11-3FA0>
- Cax online generator
<https://support.automation.siemens.com/WW/CAXorder/default.aspx?lang=en&mlfb=3SU1100-4BF11-3FA0>
- Service&Support (Manuals, Certificates, Characteristics, FAQs,...)
<https://support.industry.siemens.com/cs/ww/en/ps/3SU1100-4BF11-3FA0>
- Image database (product images, 2D dimension drawings, 3D models, device circuit diagrams, EPLAN macros, ...)
https://www.automation.siemens.com/bilddb/cax_de.aspx?mlfb=3SU1100-4BF11-3FA0&lang=en



last modified:

7/6/2025