



SIRIUS safety relay Power supply for 3SK1 Advanced series Us = 110-240 V AC/DC screw terminal

product brand name	SIRIUS
product category	Safety relays
product designation	Power supply
product type designation	3SK1
Product Function	
suitability for use safety-related function	Yes
General technical data	
certificate of suitability UL approval	Yes
power loss [W] maximum	2.5 W
insulation voltage rated value	300 V
degree of pollution	3
overvoltage category	3
surge voltage resistance rated value	4 000 V
consumed current maximum	0.25 A
protection class IP of the enclosure	IP20
shock resistance	10g / 11 ms
vibration resistance according to IEC 60068-2-6	5 ... 500 Hz: 0.75 mm
reference code according to IEC 81346-2	T
Substance Prohibitance (Date)	11/05/2012
SVHC substance name	Lead - 7439-92-1 Lead monoxide (lead oxide) - 1317-36-8 2,2',6,6'-tetrabromo-4,4'-isopropylidenediphenol - 79-94-7 6,6'-di-tert-butyl-2,2'-methylenedi-p-cresol - 119-47-1 Perfluorobutane sulfonic acid (PFBS) and its salts - -
Weight	0.181 kg
Ambient conditions	
installation altitude at height above sea level maximum	4 000 m; Derating, see Product Notification 109792701
ambient temperature	
• during operation	-25 ... +60 °C
• during storage	-40 ... +80 °C
relative humidity during operation	10 ... 95 %
air pressure according to SN 31205	900 ... 1 060 hPa
Electromagnetic compatibility	
EMC emitted interference	IEC 60947-5-1, Class A
Short-circuit protection	
design of short-circuit protection	automatically start-up
Outputs	
property of the output short-circuit proof	Yes
Control circuit/ Control	
type of voltage	AC/DC

control supply voltage at AC	
• at 50 Hz rated value	110 ... 240 V
• at 60 Hz rated value	110 ... 240 V
control supply voltage at DC rated value	110 ... 240 V
operating range factor control supply voltage rated value at DC	
• initial value	0.85
• full-scale value	1.1
operating range factor control supply voltage rated value at AC at 50 Hz	
• initial value	0.85
• full-scale value	1.1
operating range factor control supply voltage rated value at AC at 60 Hz	
• initial value	0.85
• full-scale value	1.1

Installation/ mounting/ dimensions

mounting position	any
fastening method	screw and snap-on mounting
height	100 mm
width	22.5 mm
depth	121.6 mm
required spacing	
• with side-by-side mounting at the side	0 mm
• for grounded parts at the side	5 mm

Connections/ Terminals

type of electrical connection	screw terminal
type of connectable conductor cross-sections	
• solid	1x (0.5 ... 2.5 mm ²), 2x (1.0 ... 1.5 mm ²)
• finely stranded with core end processing	1x (0.5 ... 2.5 mm ²), 2x (0.5 ... 1.0 mm ²)
• for AWG cables solid	1x (20 ... 14), 2x (18 ... 16)

Approvals Certificates

General Product Approval	EMV	Functional Safety
--------------------------	-----	-------------------



EG-Konf.



[Type Examination Certificate](#)

Test Certificates	other	Environment
-------------------	-------	-------------

[Type Test Certificates/Test Report](#)



[Confirmation](#)

[Environmental Confirmations](#)

Further information

Information on the packaging

<https://support.industry.siemens.com/cs/ww/en/view/109813875>

Information for data generation and storage

<https://support.industry.siemens.com/cs/ww/en/view/109995012>

Information- and Downloadcenter (Catalogs, Brochures,...)

<https://www.siemens.com/ic10>

Industry Mall (Online ordering system)

<https://mall.industry.siemens.com/mall/en/en/Catalog/product?mlfb=3SK1230-1AW20>

Cax online generator

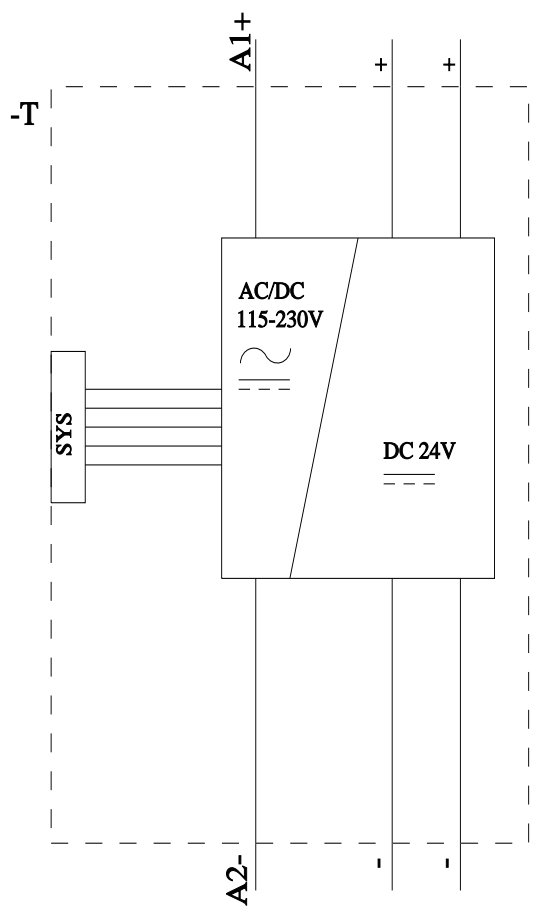
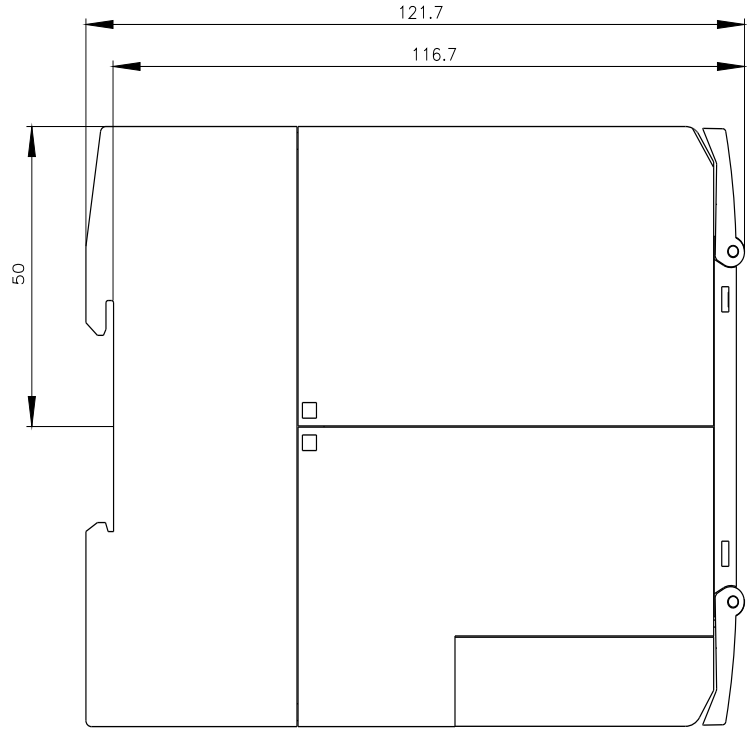
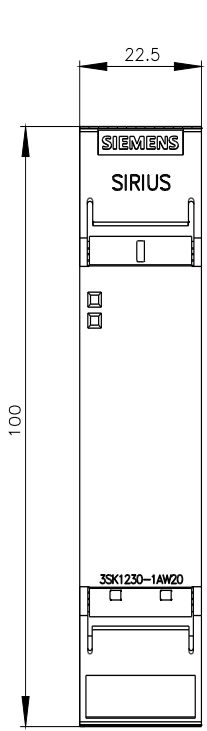
<https://support.automation.siemens.com/WW/CAXorder/default.aspx?lang=en&mlfb=3SK1230-1AW20>

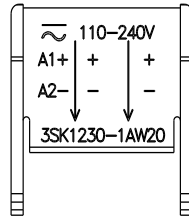
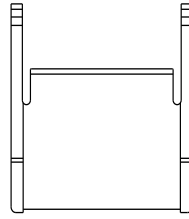
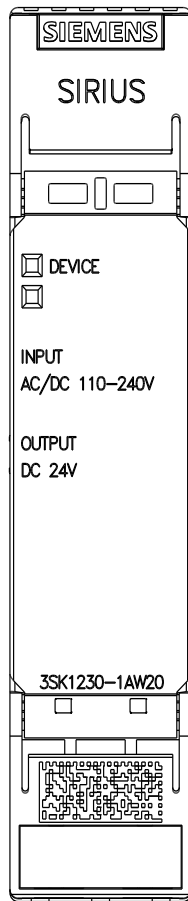
Service&Support (Manuals, Certificates, Characteristics, FAQs,...)

<https://support.industry.siemens.com/cs/ww/en/ps/3SK1230-1AW20>

Image database (product images, 2D dimension drawings, 3D models, device circuit diagrams, EPLAN macros, ...)

https://www.automation.siemens.com/bilddb/cax_de.aspx?mlfb=3SK1230-1AW20&lang=en





last modified:

10/17/2025 