



Position switch Plastic enclosure, 31 mm according to EN 50047 1 NO/1 NC quick action contacts with M12 connector, 5-pole, fixed 2x LED yellow/green 24 V DC Teflon plunger Pin assignment: Pin1=21, Pin2=22 Pin3=13 and LED green, Pin4=14 and LED yellow, Pin5=ground LED

product brand name	SIRIUS
product designation	Mechanical position switches
product type designation	3SE5
manufacturer's article number	
• of the supplied switching contacts	3SE5000-OCA00
suitability for use safety switch	Yes
General technical data	
product function positive opening	Yes
insulation voltage rated value	125 V
degree of pollution	class 3
surge voltage resistance rated value	1 kV
protection class IP	IP65
shock resistance	
• according to IEC 60068-2-27	30g / 11 ms
vibration resistance	
• according to IEC 60068-2-6	0.35 mm/5g
mechanical service life (operating cycles) typical	15 000 000
thermal current	4 A
material of the enclosure of the switch head	plastic
reference code according to IEC 81346-2	B
continuous current of the C characteristic MCB	1 A; for a short-circuit current smaller than 400 A
continuous current of the quick DIAZED fuse link	4 A; for a short-circuit current smaller than 400 A
continuous current of the DIAZED fuse link gG	4 A
active principle	mechanical
repeat accuracy	0.05 mm
Substance Prohibitance (Date)	07/01/2006
SVHC substance name	Lead - 7439-92-1 Imidazolidine-2-thione (2-imidazoline-2-thiol) - 96-45-7
Weight	0.076 kg
minimum actuating force in directions of actuation	20 N
length of the sensor	75.7 mm
width of the sensor	31 mm
Ambient conditions	
ambient temperature	
• during operation	-25 ... +60 °C
• during storage	-40 ... +90 °C
explosion protection category for dust	none
Main circuit	
design of the switching contact	mechanical
operating frequency rated value	50 ... 60 Hz

number of NC contacts for auxiliary contacts	1
number of NO contacts for auxiliary contacts	1
operational current at DC-13	
• at 24 V rated value	3 A
Enclosure	
design of the housing	block, narrow
material of the enclosure	plastic
coating of the enclosure	Other types
design of the housing according to standard	Yes
Drive Head	
design of the actuating element	Rounded plunger, plastic plunger
standard-compliant actuator head	EN 50047, design B
shape of the switch head	rounded
design of the switching function	positive opening
circuit principle	snap-action contacts
number of switching contacts safety-related	1
cable entry type	M12 plug
design of plug-in connection	M12 plug, 5-pole: Pin 1 = terminal 21, Pin 2 = 22, Pin 3 = 13, Pin 4 = 14, Pin 5 = ground LED
Installation/ mounting/ dimensions	
mounting position	any
fastening method	screw fixing
Connections/ Terminals	
type of electrical connection	M12 plug, fixed
Supply voltage	
type of voltage of the supply voltage of the optional LED display	DC
supply voltage of LED	
•	24 V
design of the interface for safety-related communication	without
Communication/ Protocol	
design of the interface	without
Approvals Certificates	
General Product Approval	Test Certificates



[Type Test Certificates/Test Report](#)

Test Certificates	other	Environment
-------------------	-------	-------------

[Type Test Certificates/Test Report](#)



[Confirmation](#)

[Environmental Confirmations](#)

Further information

Information on the packaging

<https://support.industry.siemens.com/cs/ww/en/view/109813875>

Information for data generation and storage

<https://support.industry.siemens.com/cs/ww/en/view/109995012>

Information- and Downloadcenter (Catalogs, Brochures,...)

<https://www.siemens.com/ic10>

Industry Mall (Online ordering system)

<https://mall.industry.siemens.com/mall/en/en/Catalog/product?mlfb=3SE5234-1CC05-1AF3>

Cax online generator

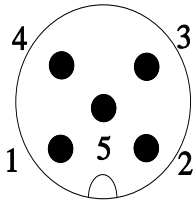
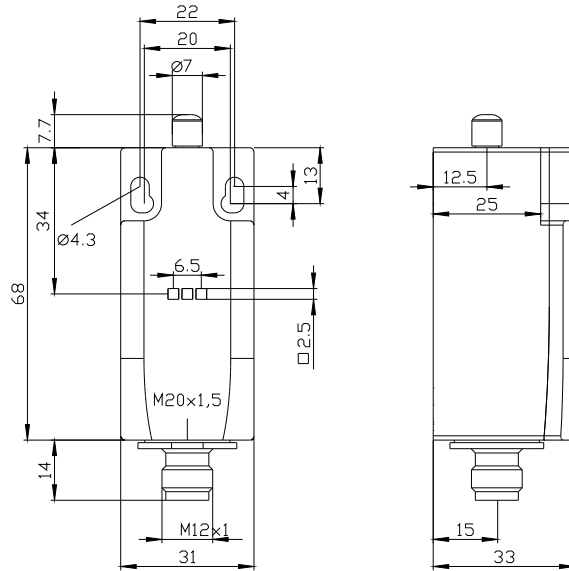
<https://support.automation.siemens.com/WW/CAXorder/default.aspx?lang=en&mlfb=3SE5234-1CC05-1AF3>

Service&Support (Manuals, Certificates, Characteristics, FAQs,...)

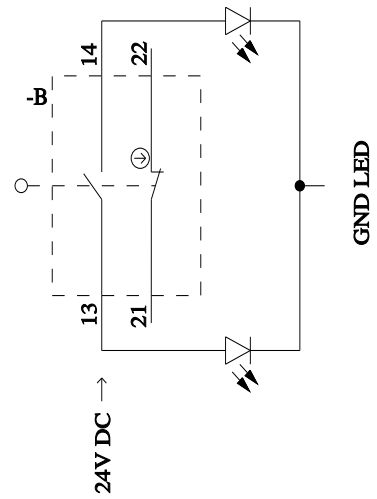
<https://support.industry.siemens.com/cs/ww/en/ps/3SE5234-1CC05-1AF3>

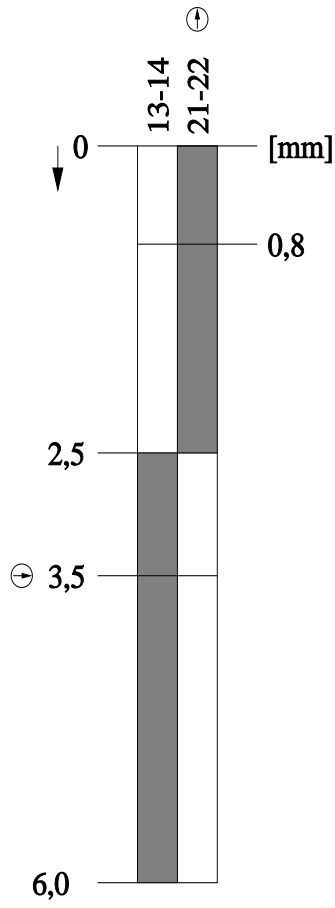
Image database (product images, 2D dimension drawings, 3D models, device circuit diagrams, EPLAN macros, ...)

https://www.automation.siemens.com/bilddb/cax_de.aspx?mlfb=3SE5234-1CC05-1AF3&lang=en



1	BN = Brown	→	21
2	WH = White	→	22
3	BU = Blue	→	13+LED-Green
4	BK = Black	→	14+LED-Yellow
5	GY = Grey	→	GND LED





last modified:

4/2/2025 