



Safety position switch with separate actuator Plastic enclosure, 31 mm according to EN 50047 1 NO/2 NC slow-action contacts 5 directions of approach with M12 connector, 5-pole Pin assignment: Pin1=21, Pin4=22 Pin2=31, Pin5=32 Suitable for connection to all SIMATIC ET200* compact block I/O modules. The matching separate actuator 3SE5000-0AV../W.. must be ordered separately.

product brand name	SIRIUS
product designation	Mechanical safety switches
product type designation	3SE5
manufacturer's article number	3SE5000-0AV01 standard actuator, 3SE5000-0AV02 actuator with vertical fixing, 3SE5000-0AV03 actuator with transverse fixing, 3SE5000-0AV04 radius actuator, approach from left, 3SE5000-0AV05 universal actuator, 3SE5000-0AV06 radius actuator, approach from right, 3SE5000-0AV07 Heavy Duty actuator, 3SE5000-0AW42 actuator with vertical fixing, stainless steel socket, 3SE5000-0AW43 actuator with transverse fixing, stainless steel socket, 3SE5000-0AW51 stainless steel actuator, 3SE5000-0AW52 stainless steel actuator with vertical fixing, 3SE5000-0AW53 stainless steel actuator with transverse fixing, 3SE5000-0AW11 plastic actuator
<ul style="list-style-type: none"> of the optional actuators 	
suitability for use safety switch	Yes
General technical data	
product function positive opening	Yes
insulation voltage rated value	125 V
degree of pollution	class 3
surge voltage resistance rated value	2 kV
protection class IP	IP65
shock resistance	30g / 11 ms
<ul style="list-style-type: none"> according to IEC 60068-2-27 	
vibration resistance	0.35 mm/5g
<ul style="list-style-type: none"> according to IEC 60068-2-6 	
mechanical service life (operating cycles) typical	1 000 000
electrical endurance (operating cycles) at AC-15 at 230 V typical	100 000
thermal current	4 A
material of the enclosure of the switch head	plastic
reference code according to IEC 81346-2	B
continuous current of the C characteristic MCB	1 A; for a short-circuit current smaller than 400 A
continuous current of the quick DIAZED fuse link	4 A; for a short-circuit current smaller than 400 A
continuous current of the DIAZED fuse link gG	4 A; for a short-circuit current smaller than 400 A
active principle	mechanical
repeat accuracy	0.05 mm
Substance Prohibitance (Date)	07/01/2006
SVHC substance name	Lead - 7439-92-1 Imidazolidine-2-thione (2-imidazoline-2-thiol) - 96-45-7
Weight	0.12 kg
minimum actuating force in directions of actuation	20 N
length of the sensor	118 mm
width of the sensor	31 mm
Ambient conditions	

ambient temperature	
• during operation	-25 ... +85 °C
• during storage	-40 ... +90 °C
explosion protection category for dust	none
Main circuit	
design of the switching contact	mechanical
operating frequency rated value	50 ... 60 Hz
number of NC contacts for auxiliary contacts	2
number of NO contacts for auxiliary contacts	0
operational current at AC-15	
• at 24 V rated value	4 A
• at 125 V rated value	4 A
operational current at DC-13	
• at 24 V rated value	3 A
• at 125 V rated value	0.55 A
Enclosure	
design of the housing	block, narrow
material of the enclosure	plastic
coating of the enclosure	Other types
design of the housing according to standard	Yes
Drive Head	
design of the actuating element	without
standard-compliant actuator head	EN 50047
design of the switching function	positive opening
circuit principle	slow-action contacts
number of switching contacts safety-related	2
cable entry type	M12 plug
design of plug-in connection	M12 connector, 5-pin: Pin 1= terminal 21, pin 2= 31, pin 4= 22, pin 5= 32
Installation/ mounting/ dimensions	
mounting position	any
fastening method	screw fixing
Connections/ Terminals	
type of electrical connection	M12 plug, fixed
design of the interface for safety-related communication	without
Communication/ Protocol	
design of the interface	without
Safety related data	
proportion of dangerous failures with high demand rate according to SN 31920	20 %
B10 value with high demand rate according to SN 31920	1 000 000
Approvals Certificates	
General Product Approval	Test Certificates



[Type Test Certificates/Test Report](#)

other

Environment



[Confirmation](#)

[Environmental Confirmations](#)

Further information

Information on the packaging

<https://support.industry.siemens.com/cs/ww/en/view/109813875>

Information for data generation and storage

<https://support.industry.siemens.com/cs/ww/en/view/109995012>

Information- and Downloadcenter (Catalogs, Brochures,...)

<https://www.siemens.com/ic10>

Industry Mall (Online ordering system)

<https://mall.industry.siemens.com/mall/en/en/Catalog/product?mlfb=3SE5234-0QV40-1AE2>

Cax online generator

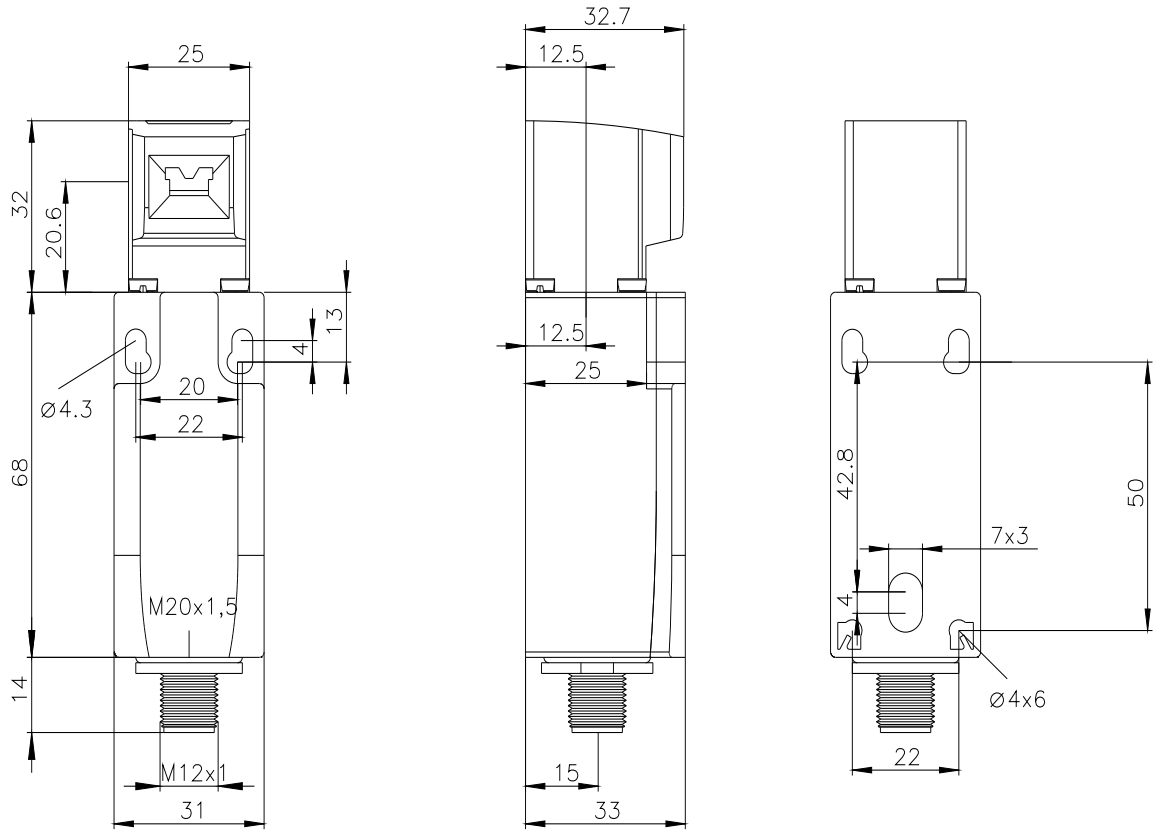
<https://support.automation.siemens.com/WW/CAXorder/default.aspx?lang=en&mlfb=3SE5234-0QV40-1AE2>

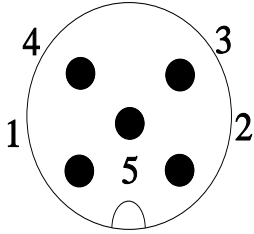
Service&Support (Manuals, Certificates, Characteristics, FAQs,...)

<https://support.industry.siemens.com/cs/ww/en/ps/3SE5234-0QV40-1AE2>

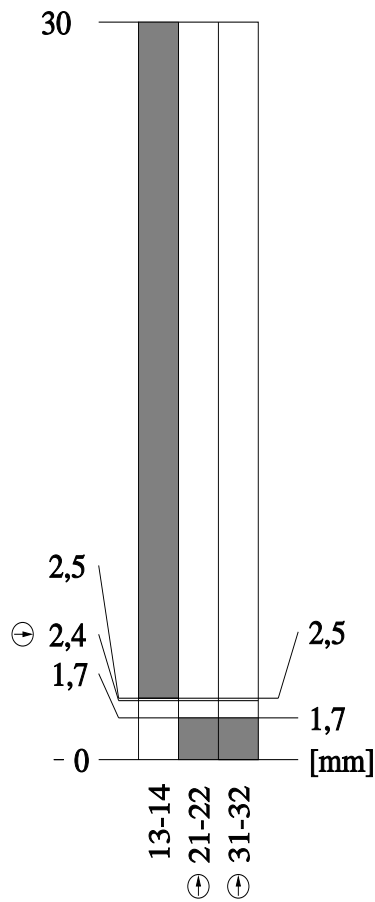
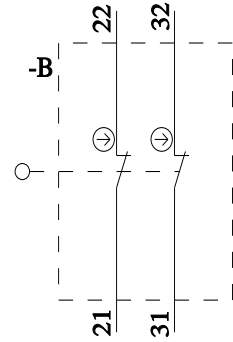
Image database (product images, 2D dimension drawings, 3D models, device circuit diagrams, EPLAN macros, ...)

https://www.automation.siemens.com/bilddb/cax_de.aspx?mlfb=3SE5234-0QV40-1AE2&lang=en





1	BN = Brown	→	21
2	WH = White	→	31
3	GN/YE = Green/Yellow	→	n.c.
4	BK = Black	→	22
5	GY = Grey	→	32



last modified:

4/2/2025