



Position switch with increased corrosion protection Metal enclosure according to EN 50047, 31 mm Device connection 1 x (M20 x 1.5) 1 NO/2 NC slow-action contacts with make-before-break with plunger

product brand name	SIRIUS
product designation	Mechanical position switches
product type designation	3SE5
manufacturer's article number	
• of the supplied switching contacts	3SE5000-0MA00
• of the supplied empty enclosure with cover	3SE5212-0AC05-1CA0
suitability for use safety switch	Yes
General technical data	
product function positive opening	Yes
insulation voltage rated value	250 V
degree of pollution	class 3
surge voltage resistance rated value	4 kV
protection class IP	IP66/IP67
shock resistance	
• according to IEC 60068-2-27	30g / 11 ms
vibration resistance	
• according to IEC 60068-2-6	0.35 mm/5g
mechanical service life (operating cycles) typical	15 000 000
electrical endurance (operating cycles) at AC-15 at 230 V typical	100 000
thermal current	10 A
material of the enclosure of the switch head	metal
reference code according to IEC 81346-2	B
continuous current of the C characteristic MCB	1 A; for a short-circuit current smaller than 400 A
continuous current of the quick DIAZED fuse link	10 A; for a short-circuit current smaller than 400 A
continuous current of the DIAZED fuse link gG	6 A
active principle	mechanical
repeat accuracy	0.05 mm
Substance Prohibitance (Date)	07/01/2006
SVHC substance name	Imidazolidine-2-thione (2-imidazoline-2-thiol) - 96-45-7
Weight	0.186 kg
minimum actuating force in directions of actuation	20 N
length of the sensor	75.7 mm
width of the sensor	31 mm
Ambient conditions	
ambient temperature	
• during operation	-25 ... +85 °C
• during storage	-40 ... +90 °C
explosion protection category for dust	none
Main circuit	

design of the switching contact	mechanical
operating frequency rated value	50 ... 60 Hz
number of NC contacts for auxiliary contacts	2
number of NO contacts for auxiliary contacts	1
operational current at AC-15	
• at 24 V rated value	6 A
• at 120 V rated value	6 A
• at 240 V rated value	6 A
• at 400 V rated value	4 A
operational current at DC-13	
• at 24 V rated value	3 A
• at 125 V rated value	0.55 A
• at 250 V rated value	0.27 A
• at 400 V rated value	0.12 A

Enclosure

design of the housing	block, narrow
material of the enclosure	metal
coating of the enclosure	cathodic dip coating
design of the housing according to standard	Yes

Drive Head

design of the actuating element	Rounded plunger, plastic plunger
standard-compliant actuator head	EN 50047, design B
shape of the switch head	rounded
design of the switching function	positive opening
circuit principle	slow-action contacts
number of switching contacts safety-related	2
cable entry type	1x (M20 x 1.5)

Installation/ mounting/ dimensions

mounting position	any
fastening method	screw fixing

Connections/ Terminals

type of electrical connection	screw terminal
type of connectable conductor cross-sections	
• solid	1x (0.5 ... 1.5 mm ²), 2x (0.5 ... 0.75 mm ²)
• finely stranded with core end processing	1x (0.5 ... 1.5 mm ²), 2x (0.5 ... 0.75 mm ²)
• for AWG cables solid	1x (20 ... 16), 2x (20 ... 18)
• for AWG cables stranded	1x (20 ... 16), 2x (20 ... 18)
design of the interface for safety-related communication	without

Communication/ Protocol

design of the interface	without
-------------------------	---------

Approvals Certificates

General Product Approval



KC



Functional Safety	Test Certificates	other	Environment
-------------------	-------------------	-------	-------------

[Type Examination Certificate](#)

[Type Test Certificates/Test Report](#)

[Type Test Certificates/Test Report](#)



[Confirmation](#)

[Environmental Confirmations](#)

Further information

Information on the packaging

<https://support.industry.siemens.com/cs/ww/en/view/109813875>

Information for data generation and storage

<https://support.industry.siemens.com/cs/ww/en/view/109995012>

Information- and Downloadcenter (Catalogs, Brochures,...)

<https://www.siemens.com/ic10>

Industry Mall (Online ordering system)

<https://mall.industry.siemens.com/mall/en/en/Catalog/product?mlfb=3SE5212-0MC05-1CA0>

Cax online generator

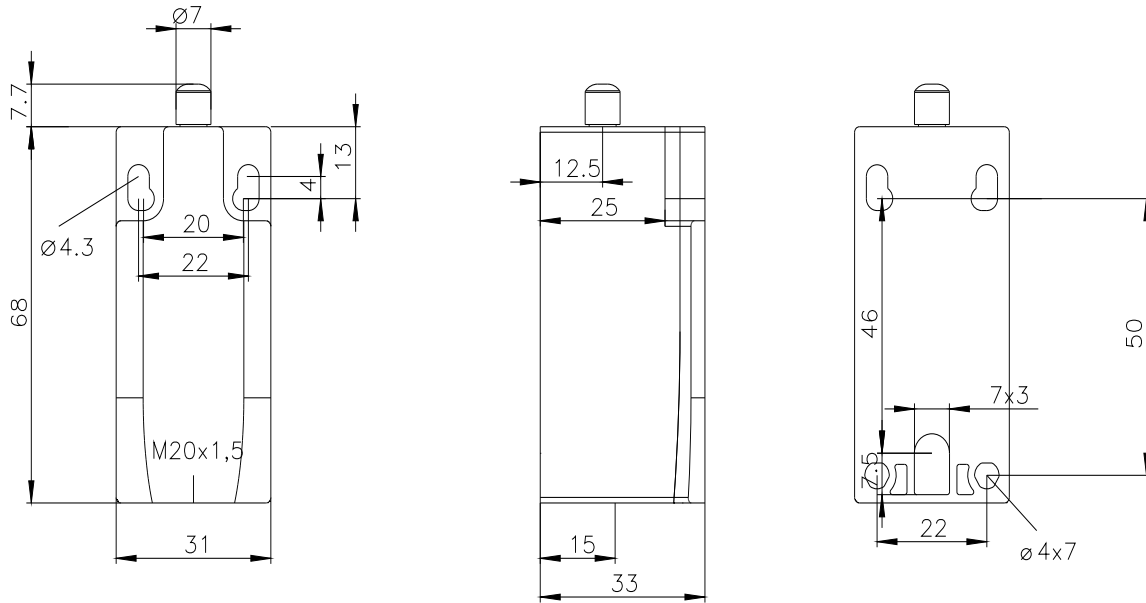
<https://support.automation.siemens.com/WW/CAXorder/default.aspx?lang=en&mlfb=3SE5212-0MC05-1CA0>

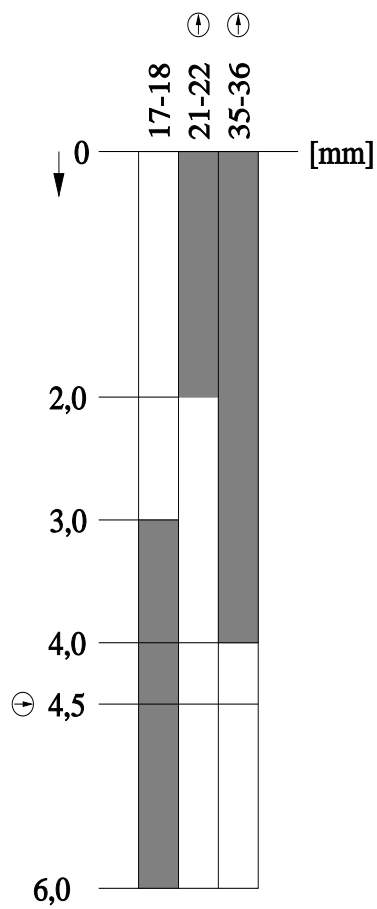
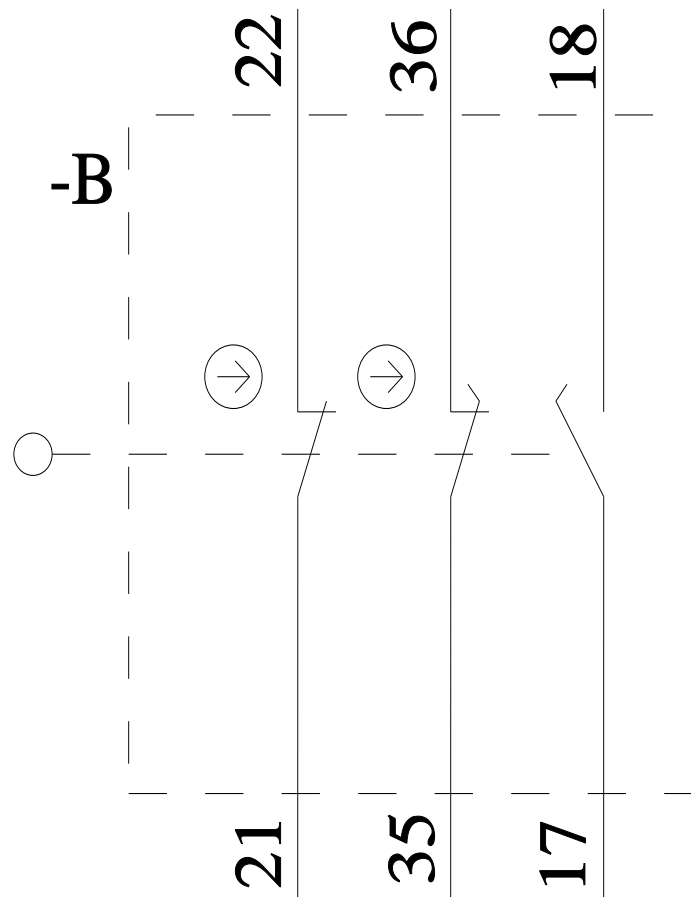
Service&Support (Manuals, Certificates, Characteristics, FAQs,...)

<https://support.industry.siemens.com/cs/ww/en/ps/3SE5212-0MC05-1CA0>

Image database (product images, 2D dimension drawings, 3D models, device circuit diagrams, EPLAN macros, ...)

https://www.automation.siemens.com/bilddb/cax_de.aspx?mlfb=3SE5212-0MC05-1CA0&lang=en





last modified:

4/2/2025