



SIRIUS position switch Metal enclosure XL, 56 mm wide, with twist lever, adjustable-length with Grid hole, Stainless steel lever, stainless steel roller 19mm, Increased corrosion protection (increased corrosion protection), connection 3X(M20x1.5) gold-plated contacts: 2x(1 NO/1 NC) Quick action contacts, adapter 3SX5100-3B (with toothed lock washer) enclosed, Suitable for use at -40 degrees

product brand name	SIRIUS
product designation	Mechanical position switches
product type designation	3SE5
manufacturer's article number	
<ul style="list-style-type: none"> • of the supplied actuator head for position switches • of the supplied operating lever • of the supplied switching contacts • of the supplied empty enclosure with cover 	3SE5000-0AH00 3SE5000-0AA63 1x 3SE5000-0CA00-1AC1, 1x 3SE5060-0CA00-1AC1 on request 3SE5162-0AA00-1CA0, on request
suitability for use safety switch	Yes
General technical data	
product function positive opening	Yes
insulation voltage rated value	400 V
degree of pollution	class 3
surge voltage resistance rated value	6 kV
protection class IP	IP66/IP67
shock resistance	
<ul style="list-style-type: none"> • according to IEC 60068-2-27 	30g / 11 ms
vibration resistance according to IEC 60068-2-6	0.35 mm/5g
mechanical service life (operating cycles) typical	5 000 000
electrical endurance (operating cycles) at AC-15 at 230 V typical	100 000
thermal current	10 A
material of the enclosure of the switch head	plastic
reference code according to IEC 81346-2	B
continuous current of the C characteristic MCB	1 A; for a short-circuit current smaller than 400 A
continuous current of the quick DIAZED fuse link	10 A; for a short-circuit current smaller than 400 A
continuous current of the DIAZED fuse link gG	6 A
active principle	mechanical
repeat accuracy	0.05 mm
Substance Prohibitance (Date)	07/01/2006
Weight	0.511 kg
minimum actuating torque in directions of actuation	0.3 N·m
length of the sensor	214 mm
width of the sensor	56 mm
Ambient conditions	
ambient temperature	
<ul style="list-style-type: none"> • during operation • during storage 	-40 ... +85 °C -40 ... +90 °C
explosion protection category for dust	none
Main circuit	

design of the switching contact	mechanical
operating frequency rated value	50 ... 60 Hz
number of NC contacts for auxiliary contacts	2
number of NO contacts for auxiliary contacts	2
operational current at AC-15	
• at 24 V rated value	6 A
• at 125 V rated value	6 A
• at 240 V rated value	6 A
• at 400 V rated value	4 A
operational current at DC-13	
• at 24 V rated value	3 A
• at 125 V rated value	0.55 A
• at 250 V rated value	0.27 A
• at 400 V rated value	0.12 A

Enclosure

design of the housing	block, wide
material of the enclosure	metal
coating of the enclosure	cathodic dip coating
design of the housing according to standard	No

Drive Head

design of the actuating element	Adjustable twist lever, adjustable-length metal lever with latching, plastic roller 19 mm
shape of the switch head	roller
design of the switching function	positive opening
circuit principle	snap-action contacts
number of switching contacts safety-related	2
cable entry type	3x (M20 x 1.5)

Installation/ mounting/ dimensions

mounting position	any
fastening method	screw fixing

Connections/ Terminals

type of electrical connection	screw terminal
type of connectable conductor cross-sections	
• solid	1x (0.5 ... 1.5 mm ²), 2x (0.5 ... 0.75 mm ²)
• finely stranded with core end processing	1x (0.5 ... 1.5 mm ²), 2x (0.5 ... 0.75 mm ²)
• for AWG cables solid	1x (20 ... 16), 2x (20 ... 18)
• for AWG cables stranded	1x (20 ... 16), 2x (20 ... 18)
design of the interface for safety-related communication	without

Communication/ Protocol

design of the interface	without
-------------------------	---------

Approvals Certificates

General Product Approval	Functional Safety
--------------------------	-------------------



[Type Examination Certificate](#)

Test Certificates	other	Environment
-------------------	-------	-------------

[Type Test Certificates/Test Report](#)

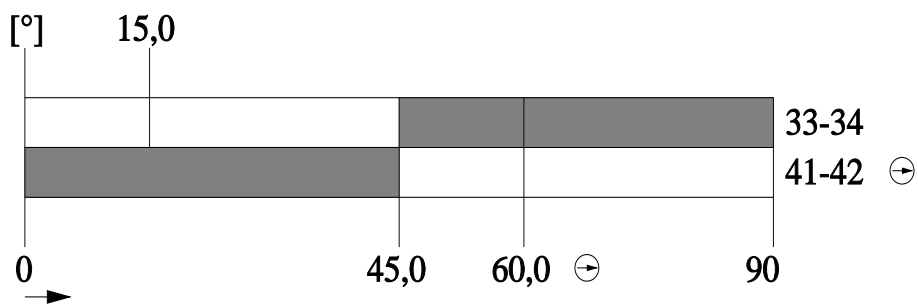
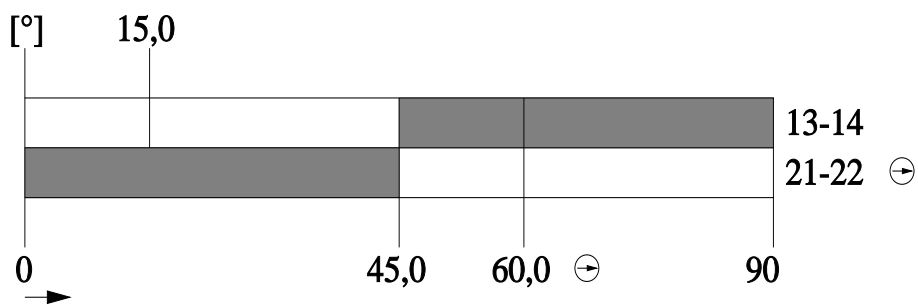
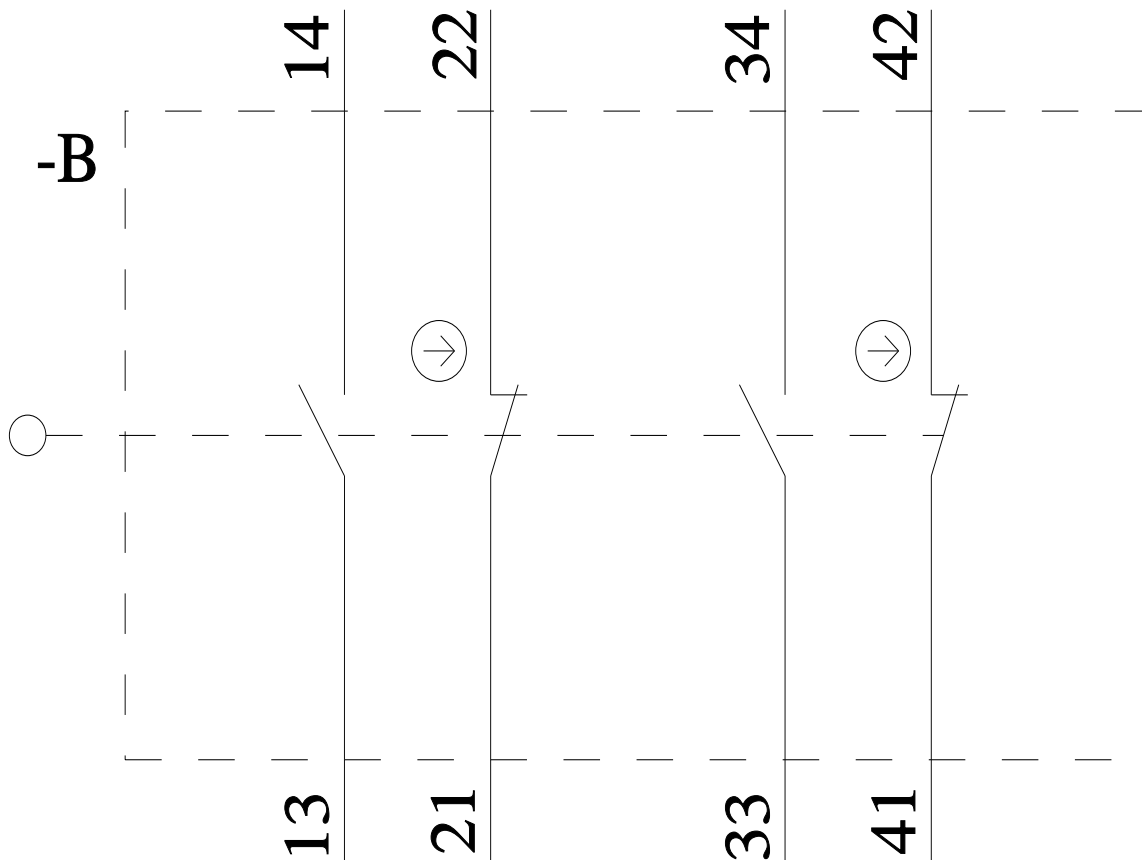


[Confirmation](#)

[Environmental Confirmations](#)

Further information

Information on the packaging
<https://support.industry.siemens.com/cs/ww/en/view/109813875>
Information for data generation and storage
<https://support.industry.siemens.com/cs/ww/en/view/109995012>
Information- and Downloadcenter (Catalogs, Brochures,...)
<https://www.siemens.com/ic10>



last modified:

4/2/2025