









Position switch Plastic enclosure 40 mm Twist lever, adjustable length Metal lever with plastic roller 19 mm according to EN 50041 Device connection 1 x (M20 x 1.5) 1 NO/2 NC quick action contacts Rotary actuator right/left adjustable

product brand name	SIRIUS
product designation	Mechanical position switches
product type designation	3SE5
manufacturer's article number	
<ul style="list-style-type: none"> <li>of the supplied basic switch</li> <li>of the supplied actuator head for position switches</li> <li>of the supplied operating lever</li> <li>of the supplied switching contacts</li> <li>of the supplied empty enclosure with cover</li> </ul>	<a href="#">3SE5132-0LA00</a> <a href="#">3SE5000-0AH00</a> <a href="#">3SE5000-0AA50</a> <a href="#">3SE5000-0LA00</a> <a href="#">3SE5132-0AA00</a>
suitability for use safety switch	No
<b>General technical data</b>	
product function positive opening	No
insulation voltage rated value	400 V
degree of pollution	class 3
surge voltage resistance rated value	6 kV
protection class IP	IP66/IP67
shock resistance	
<ul style="list-style-type: none"> <li>according to IEC 60068-2-27</li> </ul>	30g / 11 ms
vibration resistance according to IEC 60068-2-6	0.35 mm/5g
mechanical service life (operating cycles) typical	15 000 000
electrical endurance (operating cycles) at AC-15 at 230 V typical	100 000
thermal current	10 A
material of the enclosure of the switch head	plastic
reference code according to IEC 81346-2	B
continuous current of the C characteristic MCB	1 A; for a short-circuit current smaller than 400 A
continuous current of the quick DIAZED fuse link	10 A; for a short-circuit current smaller than 400 A
continuous current of the DIAZED fuse link gG	6 A
active principle	mechanical
repeat accuracy	0.05 mm
Substance Prohibitance (Date)	07/01/2006
SVHC substance name	Imidazolidine-2-thione (2-imidazoline-2-thiol) - 96-45-7
Weight	0.154 kg
minimum actuating torque in directions of actuation	0.25 N·m
length of the sensor	192 mm
width of the sensor	40 mm
<b>Ambient conditions</b>	
ambient temperature	
<ul style="list-style-type: none"> <li>during operation</li> </ul>	-25 ... +85 °C

• during storage	-40 ... +90 °C
<b>explosion protection category for dust</b>	none
<b>Main circuit</b>	
<b>design of the switching contact</b>	mechanical
<b>operating frequency rated value</b>	50 ... 60 Hz
<b>number of NC contacts for auxiliary contacts</b>	2
<b>number of NO contacts for auxiliary contacts</b>	1
<b>operational current at AC-15</b>	
• at 24 V rated value	6 A
• at 125 V rated value	6 A
• at 240 V rated value	6 A
• at 400 V rated value	4 A
<b>operational current at DC-13</b>	
• at 24 V rated value	3 A
• at 125 V rated value	0.55 A
• at 250 V rated value	0.27 A
• at 400 V rated value	0.12 A
<b>Enclosure</b>	
<b>design of the housing</b>	block, narrow
<b>material of the enclosure</b>	plastic
<b>coating of the enclosure</b>	Other types
<b>design of the housing according to standard</b>	Yes
<b>Drive Head</b>	
<b>design of the actuating element</b>	Adjustable twist lever, adjustable-length metal lever, plastic roller 19 mm
<b>standard-compliant actuator head</b>	EN 50041, design A
<b>shape of the switch head</b>	roller
<b>circuit principle</b>	snap-action contacts
<b>number of switching contacts safety-related</b>	0
<b>cable entry type</b>	1x (M20 x 1.5)
<b>Installation/ mounting/ dimensions</b>	
<b>mounting position</b>	any
<b>fastening method</b>	screw fixing
<b>Connections/ Terminals</b>	
<b>type of electrical connection</b>	screw terminal
<b>type of connectable conductor cross-sections</b>	
• solid	1x (0.5 ... 1.5 mm <sup>2</sup> ), 2x (0.5 ... 0.75 mm <sup>2</sup> )
• finely stranded with core end processing	1x (0.5 ... 1.5 mm <sup>2</sup> ), 2x (0.5 ... 0.75 mm <sup>2</sup> )
• for AWG cables solid	1x (20 ... 16), 2x (20 ... 18)
• for AWG cables stranded	1x (20 ... 16), 2x (20 ... 18)
<b>design of the interface for safety-related communication</b>	without
<b>Communication/ Protocol</b>	
<b>design of the interface</b>	without
<b>Approvals Certificates</b>	
<b>General Product Approval</b>	<b>Functional Safety</b>
    	<a href="#">Type Examination Certificate</a>
<b>other</b>	<b>Environment</b>
	<a href="#">Confirmation</a>
	<a href="#">Environmental Confirmations</a>
<b>Further information</b>	
<b>Information on the packaging</b>	



