

Siemens
EcoTech



SIRIUS soft starter 200-480 V 370 A, 110-250 V AC, spring-type terminals Fail-safe



product brand name	SIRIUS
product category	Hybrid switching devices
product designation	Failsafe soft starters
product type designation	3RW55
manufacturer's article number	
<ul style="list-style-type: none"> • of high feature HMI module usable • of communication module PROFINET standard usable • of communication module PROFINET high-feature usable • of communication module PROFIBUS usable • of communication module Modbus TCP usable • of communication module Modbus RTU usable • of communication module Ethernet/IP • of circuit breaker usable at 400 V • of circuit breaker usable at 500 V • of circuit breaker usable at 400 V at inside-delta circuit • of circuit breaker usable at 500 V at inside-delta circuit • of the gG fuse usable up to 690 V • of the gG fuse usable at inside-delta circuit up to 500 V • of full range R fuse link for semiconductor protection usable up to 690 V • of back-up R fuse link for semiconductor protection usable up to 690 V • of the redundant contactor for applications > SIL 1 according to EN 62061 • of the redundant contactor for applications > SIL 1 at inside-delta circuit according to EN 62061 • of the redundant contactor for applications > SIL 1 according to EN ISO 13849-1 • of the redundant contactor for applications > SIL 1 at inside-delta circuit according to EN ISO 13849-1 	<p>3RW5980-0HF00</p> <p>3RW5980-0CS00</p> <p>3RW5950-0CH00</p> <p>3RW5980-0CP00</p> <p>3RW5980-0CT00</p> <p>3RW5980-0CR00</p> <p>3RW5980-0CE00</p> <p>3VA2440-7MN32-0AA0; Type of coordination 1, Iq = 65 kA, CLASS 10</p> <p>3VA2440-7MN32-0AA0; Type of coordination 1, Iq = 65 kA, CLASS 10</p> <p>3VA2580-6HN32-0AA0; Type of coordination 1, Iq = 65 kA, CLASS 10</p> <p>3VA2580-6HN32-0AA0; Type of coordination 1, Iq = 65 kA, CLASS 10</p> <p>2x3NA3365-6; Type of coordination 1, Iq = 65 kA</p> <p>2x3NA3365-6; Type of coordination 1, Iq = 65 kA</p> <p>3NE1334-2; Type of coordination 2, Iq = 65 kA</p> <p>3NE3340-8; Type of coordination 2, Iq = 65 kA</p> <p>3TF68</p> <p>3TF68</p> <p>3TF69</p> <p>3TF69</p>
General technical data	
starting voltage [%]	20 ... 100 %
stopping voltage [%]	50 %; non-adjustable
start-up ramp time of soft starter	0 ... 360 s
ramp-down time of soft starter	0 ... 360 s
start torque [%]	10 ... 100 %
stopping torque [%]	10 ... 100 %
torque limitation [%]	20 ... 200 %
current limiting value [%] adjustable	125 ... 800 %

breakaway voltage [%] adjustable	40 ... 100 %
breakaway time adjustable	0 ... 2 s
number of parameter sets	3
accuracy class	5 (based on IEC 61557-12)
certificate of suitability	
• CE marking	Yes
• UL approval	Yes
• CSA approval	Yes
product component	
• HMI-High Feature	Yes
• is supported HMI-High Feature	Yes
product feature integrated bypass contact system	Yes
number of controlled phases	3
current unbalance limiting value [%]	10 ... 60 %
ground-fault monitoring limiting value [%]	10 ... 95 %
buffering time in the event of power failure	
• for main current circuit	100 ms
• for control circuit	100 ms
idle time adjustable	0 ... 255 s
insulation voltage rated value	480 V
degree of pollution	3, acc. to IEC 60947-4-2
impulse voltage rated value	6 kV
blocking voltage of the thyristor maximum	1 400 V
service factor	1.15
surge voltage resistance rated value	6 kV
maximum permissible voltage for protective separation	
• between main and auxiliary circuit	480 V; does not apply for thermistor connection
shock resistance	15 g / 11 ms, from 6 g / 11 ms with potential contact lifting
vibration resistance	15 mm up to 6 Hz; 2 g up to 500 Hz
recovery time after overload trip adjustable	60 ... 1 800 s
utilization category according to IEC 60947-4-2	AC 53a
reference code according to IEC 81346-2	Q
Substance Prohibitance (Date)	11/22/2019
SVHC substance name	Lead - 7439-92-1 Lead monoxide (lead oxide) - 1317-36-8 2,2',6,6'-tetrabromo-4,4'-isopropylidenediphenol - 79-94-7 6,6'-di-tert-butyl-2,2'-methylenedi-p-cresol - 119-47-1 2-methyl-1-(4-methylthiophenyl)-2-morpholinopropan-1-one - 71868-10-5 Dibutylbis(pentane-2,4-dionato-O,O')tin - 22673-19-4 Lead titanium trioxide - 12060-00-3
Weight	12.245 kg
product function	
• ramp-up (soft starting)	Yes
• ramp-down (soft stop)	Yes
• breakaway pulse	Yes
• adjustable current limitation	Yes
• creep speed in both directions of rotation	Yes
• pump ramp down	Yes
• DC braking	Yes
• motor heating	Yes
• min/max pointer	Yes
• trace function	Yes
• intrinsic device protection	Yes
• motor overload protection	Yes; Full motor protection (thermistor motor protection and electronic motor overload protection) / When using the motor overload protection according to ATEX, an upstream contactor is required in inside-delta circuit.
• evaluation of thermistor motor protection	Yes; Type A PTC or Klixon / Thermoclick
• inside-delta circuit	Yes
• auto-RESET	Yes
• manual RESET	Yes
• remote reset	Yes
• communication function	Yes
• operating measured value display	Yes

• event list	Yes
• error logbook	Yes
• via software parameterizable	Yes
• via software configurable	Yes
• screw terminal	No
• spring-loaded terminal	Yes
• PROFenergy	Yes; in connection with the PROFINET Standard and PROFINET High-Feature communication modules
• firmware update	Yes
• removable terminal for control circuit	Yes
• voltage ramp	Yes
• torque control	Yes
• combined braking	Yes
• analog output	Yes; 4 ... 20 mA (default) / 0 ... 10 V
• programmable control inputs/outputs	Yes
• condition monitoring	Yes
• automatic parameterisation	Yes
• application wizards	Yes
• alternative run-down	Yes
• emergency operation mode	Yes
• reversing operation	Yes
• soft starting at heavy starting conditions	Yes

Power Electronics

operational current	
• at 40 °C rated value	370 A
• at 40 °C rated value minimum	74 A
• at 50 °C rated value	328 A
• at 60 °C rated value	300 A
operational current at inside-delta circuit	
• at 40 °C rated value	641 A
• at 50 °C rated value	568 A
• at 60 °C rated value	519 A
operating voltage	
• rated value	200 ... 480 V
• at inside-delta circuit rated value	200 ... 480 V
relative negative tolerance of the operating voltage	-15 %
relative positive tolerance of the operating voltage	10 %
relative negative tolerance of the operating voltage at inside-delta circuit	-15 %
relative positive tolerance of the operating voltage at inside-delta circuit	10 %
operating power for 3-phase motors	
• at 230 V at 40 °C rated value	110 kW
• at 230 V at inside-delta circuit at 40 °C rated value	200 kW
• at 400 V at 40 °C rated value	200 kW
• at 400 V at inside-delta circuit at 40 °C rated value	355 kW
Operating frequency 1 rated value	50 Hz
Operating frequency 2 rated value	60 Hz
relative negative tolerance of the operating frequency	-10 %
relative positive tolerance of the operating frequency	10 %
minimum load [%]	10 %; Relative to set le
power loss [W] for rated value of the current at AC	
• at 40 °C after startup	111 W
• at 50 °C after startup	98 W
• at 60 °C after startup	90 W
power loss [W] at AC at current limitation 350 %	
• at 40 °C during startup	5 563 W
• at 50 °C during startup	4 694 W
• at 60 °C during startup	4 145 W
type of the motor protection	Electronic, tripping in the event of thermal overload of the motor




Control circuit/ Control






type of voltage of the control supply voltage	AC
control supply voltage at AC	
• at 50 Hz	110 ... 250 V
• at 60 Hz	110 ... 250 V
relative negative tolerance of the control supply voltage at AC at 50 Hz	-15 %
relative positive tolerance of the control supply voltage at AC at 50 Hz	10 %
relative negative tolerance of the control supply voltage at AC at 60 Hz	-15 %
relative positive tolerance of the control supply voltage at AC at 60 Hz	10 %
control supply voltage frequency	50 ... 60 Hz
relative negative tolerance of the control supply voltage frequency	-10 %
relative positive tolerance of the control supply voltage frequency	10 %
control supply current in standby mode rated value	100 mA
holding current in bypass operation rated value	150 mA
inrush current by closing the bypass contacts maximum	0.87 A
inrush current peak at application of control supply voltage maximum	43 A
duration of inrush current peak at application of control supply voltage	1.6 ms
design of the overvoltage protection	Varistor
design of short-circuit protection for control circuit	4 A gG fuse (I _{cu} =1 kA), 6 A quick-acting fuse (I _{cu} =1 kA), C1 miniature circuit breaker (I _{cu} = 600 A), C6 miniature circuit breaker (I _{cu} = 300 A); Is not part of scope of supply
Inputs/ Outputs	
number of digital inputs	4
• with fail-safe	1
• parameterizable	4
• number of digital outputs	3
• Number of digital outputs with fail-safe	1
• number of digital outputs parameterizable	2
• number of digital outputs not parameterizable	1
digital output version	2 normally-open contacts (NO) / 1 normally-closed contact (NC) / 1 changeover contact (CO)
number of analog outputs	1
switching capacity current of the relay outputs	
• at AC-15 at 250 V rated value	3 A
• at DC-13 at 24 V rated value	1 A
Response times	
OFF-delay time with safety-related request when switched off via control inputs maximum	100 ms
Installation/ mounting/ dimensions	
mounting position	Vertical (can be rotated +/- 90° and tilted forward or backward +/- 22.5°)
fastening method	screw fixing
height	393 mm
width	210 mm
depth	203 mm
required spacing with side-by-side mounting	
• forwards	10 mm
• backwards	0 mm
• upwards	100 mm
• downwards	75 mm
• at the side	5 mm
weight without packaging	10.9 kg
Connections/ Terminals	
type of electrical connection	
• for main current circuit	busbar connection
• for control circuit	spring-loaded terminals
width of connection bar maximum	45 mm

wire length for thermistor connection	
<ul style="list-style-type: none"> with conductor cross-section = 0.5 mm² maximum with conductor cross-section = 1.5 mm² maximum with conductor cross-section = 2.5 mm² maximum 	<p>50 m</p> <p>150 m</p> <p>250 m</p>
type of connectable conductor cross-sections	
<ul style="list-style-type: none"> for DIN cable lug for main contacts stranded for DIN cable lug for main contacts finely stranded 	<p>2x (50 ... 240 mm²)</p> <p>2x (70 ... 240 mm²)</p>
type of connectable conductor cross-sections	
<ul style="list-style-type: none"> for control circuit solid for control circuit finely stranded with core end processing for AWG cables for control circuit solid for AWG cables for control circuit finely stranded with core end processing 	<p>2x (0.25 ... 1.5 mm²)</p> <p>2x (0.25 ... 1.5 mm²)</p> <p>2x (24 ... 16)</p> <p>2x (24 ... 16)</p>
wire length	
<ul style="list-style-type: none"> between soft starter and motor maximum at the digital inputs at DC maximum 	<p>800 m</p> <p>1 000 m</p>
tightening torque	
<ul style="list-style-type: none"> for main contacts with screw-type terminals for auxiliary and control contacts with screw-type terminals 	<p>14 ... 24 N·m</p> <p>0.8 ... 1.2 N·m</p>
tightening torque [lbf·in]	
<ul style="list-style-type: none"> for main contacts with screw-type terminals for auxiliary and control contacts with screw-type terminals 	<p>124 ... 210 lbf·in</p> <p>7 ... 10.3 lbf·in</p>
Ambient conditions	
installation altitude at height above sea level maximum	2 000 m; Derating as of 1000 m, see catalog
ambient temperature	
<ul style="list-style-type: none"> during operation during storage and transport 	<p>-25 ... +60 °C; Please observe derating at temperatures of 40 °C or above</p> <p>-40 ... +80 °C</p>
environmental category	
<ul style="list-style-type: none"> during operation according to IEC 60721 during storage according to IEC 60721 during transport according to IEC 60721 	<p>3K6 (no ice formation, only occasional condensation), 3C3 (no salt mist), 3S2 (sand must not get into the devices), 3M6</p> <p>1K6 (only occasional condensation), 1C2 (no salt mist), 1S2 (sand must not get inside the devices), 1M4</p> <p>2K2, 2C1, 2S1, 2M2 (max. fall height 0.3 m)</p>
Environmental footprint	
global warming potential [CO ₂ eq] total	833 kg
global warming potential [CO ₂ eq] during manufacturing	95.3 kg
global warming potential [CO ₂ eq] during sales	2.8 kg
global warming potential [CO ₂ eq] during operation	756 kg
global warming potential [CO ₂ eq] after end of life	-21 kg
Siemens Eco Profile (SEP)	Siemens EcoTech
Electromagnetic compatibility	
EMC emitted interference	acc. to IEC 60947-4-2: Class A
Communication/ Protocol	
communication module is supported	
<ul style="list-style-type: none"> PROFINET standard PROFINET high-feature EtherNet/IP Modbus RTU Modbus TCP PROFIBUS 	<p>Yes</p> <p>Yes</p> <p>Yes</p> <p>Yes</p> <p>Yes</p> <p>Yes</p>
UL/CSA ratings	
manufacturer's article number	
<ul style="list-style-type: none"> of the fuse <ul style="list-style-type: none"> — usable for Standard Faults up to 575/600 V according to UL — usable for High Faults up to 575/600 V according to UL — usable for Standard Faults at inside-delta circuit up to 575/600 V according to UL — usable for High Faults at inside-delta circuit up to 575/600 V according to UL 	<p>Type: Class J / L, max. 1200 A; I_q = 18 kA</p> <p>Type: Class J / L, max. 1200 A; I_q = 100 kA</p> <p>Type: Class J / L, max. 1200 A; I_q = 18 kA</p> <p>Type: Class J / L, max. 1200 A; I_q = 100 kA</p>

operating power [hp] for 3-phase motors	
• at 200/208 V at 50 °C rated value	100 hp
• at 220/230 V at 50 °C rated value	125 hp
• at 460/480 V at 50 °C rated value	250 hp
• at 200/208 V at inside-delta circuit at 50 °C rated value	200 hp
• at 220/230 V at inside-delta circuit at 50 °C rated value	200 hp
• at 460/480 V at inside-delta circuit at 50 °C rated value	450 hp
contact rating of auxiliary contacts according to UL	R300-B300
Safety related data	
product function suitable for safety function	Yes
suitability for use	
• safety-related switching on	No
• safety-related switching OFF	Yes
safe state	Open load circuit
function test interval maximum	1 a
diagnostics test interval by internal test function maximum	1 000 s
stop category according to IEC 60204-1	0
B10d value	648 000
average diagnostic coverage level (DCavg)	90 %
MTTFd	39 a
IEC 62061	
Safety Integrity Level (SIL) according to IEC 62061	SIL 1
PFHD with high demand rate according to IEC 62061	1E-6 1/h
ISO 13849	
performance level (PL) according to ISO 13849-1	PL c
category according to ISO 13849-1	2
IEC 61508	
Safety Integrity Level (SIL)	
• according to IEC 61508	SIL 1
safety device type according to IEC 61508-2	Type B
PFHD with high demand rate according to IEC 61508	1E-6 1/h
PFDAvg with low demand rate according to IEC 61508	0.09
Safe failure fraction (SFF)	60 %
hardware fault tolerance according to IEC 61508	0
T1 value of service life according to IEC 61508	20 a
Electrical Safety	
protection class IP on the front according to IEC 60529	IP00; IP20 with cover
touch protection on the front according to IEC 60529	finger-safe, for vertical contact from the front with cover
ATEX	
Safety Integrity Level (SIL) according to IEC 61508 relating to ATEX	SIL 1
PFHD with high demand rate according to IEC 61508 relating to ATEX	5E-7 1/h
PFDAvg with low demand rate according to IEC 61508 relating to ATEX	0.008
hardware fault tolerance according to IEC 61508 relating to ATEX	0
T1 value for proof test interval or service life according to IEC 61508 relating to ATEX	3 a
certificate of suitability	
• ATEX	Yes
• IECEx	Yes
• according to ATEX directive 2014/34/EU	BVS 18 ATEX F 003 X
type of protection according to ATEX directive 2014/34/EU	II (2)G [Ex eb Gb] [Ex db Gb] [Ex pxb Gb], II (2)D [Ex tb Db] [Ex pxb Db], I (M2) [Ex db Mb]
Approvals Certificates	
General Product Approval	EMV



EMV	For use in hazardous locations	Functional Safety	Test Certificates	Maritime application
KC	 IECEX	 ATEX	Type Examination Certificate	Type Test Certificates/Test Report
				 ABS

Maritime application	other	Environment
 BUREAU VERITAS	 LRS	 PRS
	 产品合格 QC PASS	Confirmation
		 EPD

Environment	
 Siemens EcoTech	Environmental Confirmations

Further information

Information on the packaging

<https://support.industry.siemens.com/cs/ww/en/view/109813875>

Information for data generation and storage

<https://support.industry.siemens.com/cs/ww/en/view/109995012>

Information- and Downloadcenter (Catalogs, Brochures,...)

<https://www.siemens.com/ic10>

Industry Mall (Online ordering system)

<https://mall.industry.siemens.com/mall/en/en/Catalog/product?mlfb=3RW5546-2HF14>

Cax online generator

<https://support.automation.siemens.com/WW/CAXorder/default.aspx?lang=en&mlfb=3RW5546-2HF14>

Service&Support (Manuals, Certificates, Characteristics, FAQs,...)

<https://support.industry.siemens.com/cs/ww/en/ps/3RW5546-2HF14>

Image database (product images, 2D dimension drawings, 3D models, device circuit diagrams, EPLAN macros, ...)

https://www.automation.siemens.com/bilddb/cax_de.aspx?mlfb=3RW5546-2HF14&lang=en

Characteristic: Tripping characteristics, I_t, Let-through current

<https://support.industry.siemens.com/cs/ww/en/ps/3RW5546-2HF14/char>

Characteristic: Installation altitude

<https://www.automation.siemens.com/bilddb/index.aspx?view=Search&mlfb=3RW5546-2HF14&objecttype=14&gridview=view1>

Simulation Tool for Soft Starters (STS)

<https://support.industry.siemens.com/cs/ww/en/view/101494917>

