



mechanical latch, 110 V AC/DC, for contactors 3RT202, 3RT232, 3RT252

product brand name	SIRIUS
product category	Latching blocks
product designation	mechanical latch
product type designation	3RT29
General technical data	
certificate of suitability	CE / UL / CSA
size of contactor	S0
insulation voltage with degree of pollution 3 at AC rated value	300 V
power loss [W] of magnet coil at DC typical	4 W
power loss [V·A] of magnet coil at AC typical	4 VA
surge voltage resistance rated value	4 kV
protection class IP on the front	IP20
Substance Prohibitance (Date)	10/01/2009
SVHC substance name	Lead - 7439-92-1
Weight	0.122 kg
type of voltage of the control supply voltage	AC/DC
control supply voltage 1 at AC	
• at 50 Hz rated value	110 V
• at 60 Hz rated value	110 V
control supply voltage frequency	
• 1 rated value	50 Hz
• 2 rated value	60 Hz
control supply voltage 1 at DC rated value	110 V
operating range factor control supply voltage rated value of magnet coil	
• initial value	0.85
• full-scale value	1.1
operating range factor control supply voltage rated value of magnet coil at DC	
• initial value	0.85
• full-scale value	1.1
operating range factor control supply voltage rated value of magnet coil at AC	
• at 50 Hz	0.85 ... 1.1
• at 60 Hz	0.85 ... 1.1
number of NC contacts for auxiliary contacts	0
• instantaneous contact	0
• lagging switching	0
number of NO contacts for auxiliary contacts	0
• instantaneous contact	0
• leading contact	0

Ambient conditions

ambient temperature	
<ul style="list-style-type: none"> during operation 	-25 ... +60 °C
<ul style="list-style-type: none"> during storage 	-50 ... +80 °C

Environmental footprint

Environmental Product Declaration (EPD)	Yes
global warming potential [CO2 eq] total	7.04 kg
global warming potential [CO2 eq] during manufacturing	0.089 kg
global warming potential [CO2 eq] during operation	6.96 kg
global warming potential [CO2 eq] after end of life	-0.0061 kg

Installation/ mounting/ dimensions

mounting position	any
fastening method	clip-on
height	48.4 mm
width	22 mm
depth	84.3 mm

Connections/ Terminals

type of electrical connection for auxiliary and control circuit	screw-type terminals
connectable conductor cross-section for auxiliary contacts	
<ul style="list-style-type: none"> solid or stranded 	0.5 ... 4 mm ²
<ul style="list-style-type: none"> finely stranded with core end processing 	0.5 ... 2.5 mm ²
type of connectable conductor cross-sections	
<ul style="list-style-type: none"> for auxiliary contacts <ul style="list-style-type: none"> — solid 	2x (0.5 ... 2.5 mm ²), 1x 4 mm ²
<ul style="list-style-type: none"> — finely stranded with core end processing 	2x (0.5 ... 2.5 mm ²), 1x 2.5 mm ²
<ul style="list-style-type: none"> for AWG cables for auxiliary contacts 	2x 14, 1x 12
AWG number as coded connectable conductor cross section for auxiliary contacts	14 ... 12

Approvals Certificates

General Product Approval	EMV	Test Certificates
--------------------------	-----	-------------------



EG-Konf.



UL



RCM

[Type Test Certificates/Test Report](#)

Test Certificates	other	Railway	Environment
-------------------	-------	---------	-------------

[Special Test Certificate](#)

[Miscellaneous](#)



[Confirmation](#)

[Special Test Certificate](#)

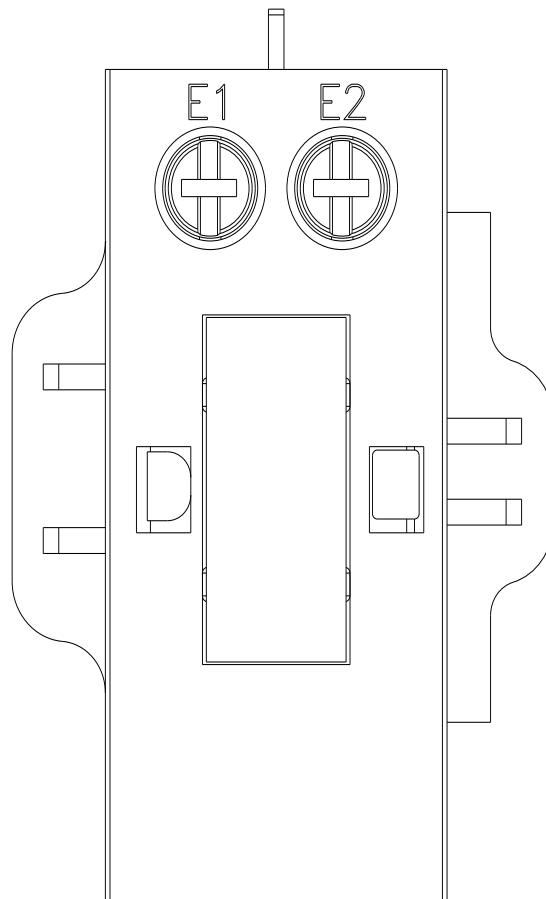
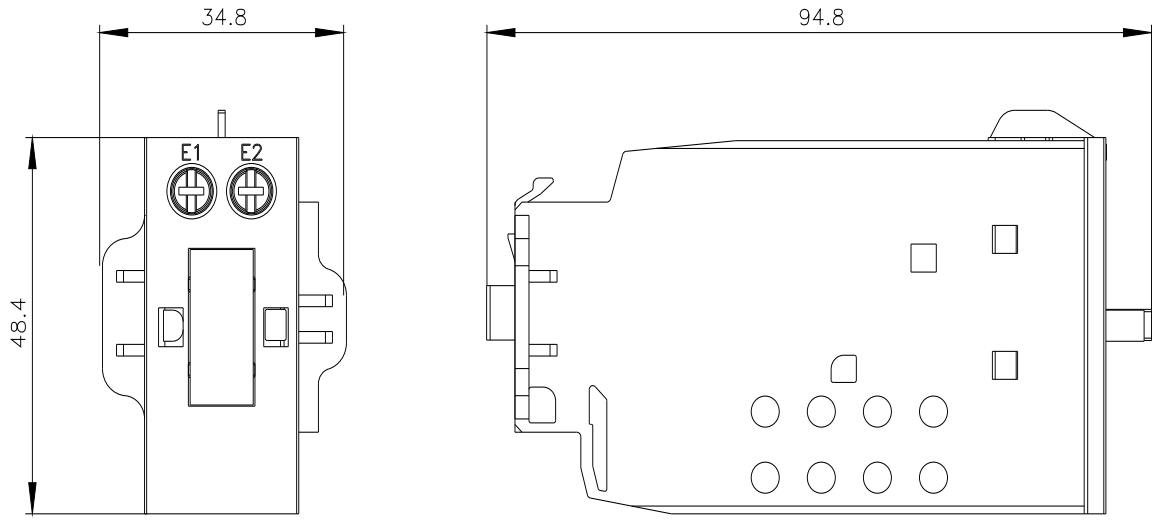


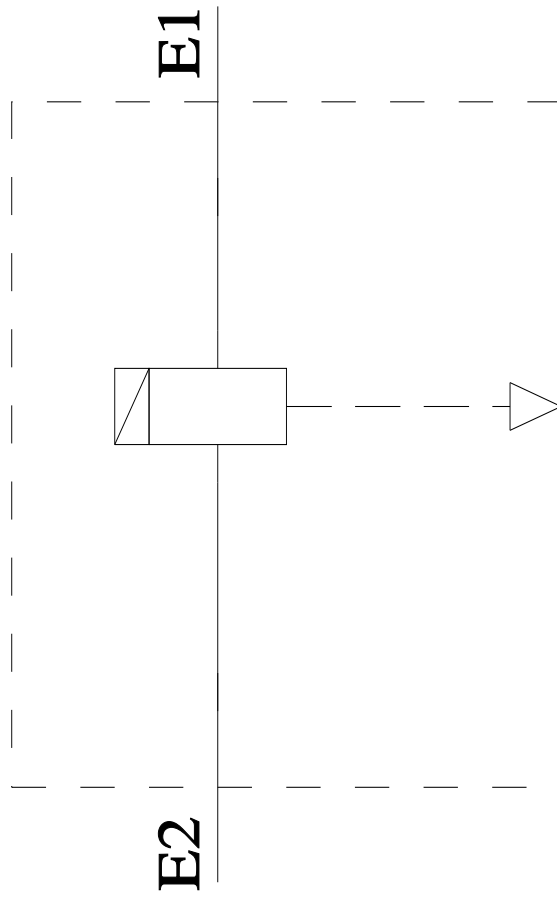
Environment

[Environmental Confirmations](#)

Further information

Information on the packaging
<https://support.industry.siemens.com/cs/ww/en/view/109813875>
 Information for data generation and storage
<https://support.industry.siemens.com/cs/ww/en/view/109995012>
 Information- and Downloadcenter (Catalogs, Brochures,...)
<https://www.siemens.com/ic10>
 Industry Mall (Online ordering system)
<https://mall.industry.siemens.com/mall/en/en/Catalog/product?mlfb=3RT2926-3AF31>
 Cax online generator
<https://support.automation.siemens.com/WW/CAXorder/default.aspx?lang=en&mlfb=3RT2926-3AF31>
 Service&Support (Manuals, Certificates, Characteristics, FAQs,...)
<https://support.industry.siemens.com/cs/ww/en/ps/3RT2926-3AF31>





last modified:

4/2/2025 