



!!! phased-out product !!! the preferred successor is 3RQ4070-1SB30 input coupler optocoupler 1 NO contact, transistor input 24 V AC/DC output max. 30 V DC, 0.5 A width 6.2 mm screw terminal thermal current 0.5 A




product brand name	SIRIUS
product category	SIRIUS 3RQ3 coupling relays in slim design
product designation	Coupling relays with semiconductor output (not plug-in)
design of the product	Input coupling link
product type designation	3RQ3
General technical data	
display version LED	Yes
product feature protective coating on printed-circuit board	No
product component	
• relay output	No
• semi-conductor output	Yes
consumed active power	0.5 W
insulation voltage for overvoltage category III according to IEC 60664 with degree of pollution 3 rated value	50 V
surge voltage resistance rated value	2.5 kV
flammability class of enclosure material	UL94 V-0
shock resistance	
• according to IEC 60068-2-27	sinusoidal half-wave 15g / 11 ms
vibration resistance	
• according to IEC 60068-2-6	6 ... 150 Hz: 2 g
switching frequency	0.1 Hz
thermal current	0.5 A
reference code according to IEC 81346-2	K
Substance Prohibition (Date)	03/25/2015
Weight	0.031 kg
Control circuit/ Control	
control supply voltage at AC	
• at 50 Hz rated value	11 ... 30 V
• at 60 Hz rated value	11 ... 30 V
control supply voltage frequency	
• 1 rated value	50 Hz
• 2 rated value	60 Hz
control supply voltage at DC rated value	11 ... 30 V
operating range factor control supply voltage rated value at DC	
• initial value	1
• full-scale value	1
operating range factor control supply voltage rated value at AC at 50 Hz	
• initial value	1
• full-scale value	1



operating range factor control supply voltage rated value at AC at 60 Hz	
• initial value	1
• full-scale value	1
minimum switching voltage when switching on	11 V
maximum switching voltage when switching off	5 V
ON-delay time	
• at AC maximum	2 ms
• at DC maximum	1 ms
OFF-delay time maximum	4 ms
Mechanical data	
product component plug-in socket	No
Auxiliary circuit	
type of switching contact	NO contact
number of NO contacts for auxiliary contacts	1
Main circuit	
type of voltage	AC/DC
Inputs/ Outputs	
property of the output short-circuit proof	No
switching voltage of the semiconductor output at DC	10 ... 30 V
ampacity of the semiconductor output at DC	10 mA ... 0.5 A
Electromagnetic compatibility	
EMC emitted interference according to IEC 60947-1	ambience A (industrial sector)
EMC immunity according to IEC 60947-1	corresponds to degree of severity 3
conducted interference	
• due to burst according to IEC 61000-4-4	2 kV
• due to conductor-earth surge according to IEC 61000-4-5	2 kV
• due to conductor-conductor surge according to IEC 61000-4-5	1 kV
field-based interference according to IEC 61000-4-3	10 V/m
electrostatic discharge according to IEC 61000-4-2	6 kV contact discharge / 8 kV air discharge
Display	
display version as status display by LED	LED green
Connections/ Terminals	
product function removable terminal	No
type of electrical connection	
• for auxiliary and control circuit	screw-type terminals
wire length	
• at AC maximum	500 m
• at DC maximum	1 000 m
type of connectable conductor cross-sections	
• solid	1x (0.25 ... 2.5 mm ²)
• finely stranded with core end processing	1x (0.25 ... 1.5 mm ²)
• for AWG cables solid	1x (20 ... 14)
connectable conductor cross-section	
• solid	0.25 ... 2.5 mm ²
• finely stranded with core end processing	0.25 ... 1.5 mm ²
AWG number as coded connectable conductor cross section	
• solid	20 ... 14
tightening torque with screw-type terminals	0.5 ... 0.6 N·m
Installation/ mounting/ dimensions	
mounting position	any
fastening method	snap-on mounting
height	93 mm
width	6.2 mm
depth	72.5 mm
required spacing	
• with side-by-side mounting	
— forwards	0 mm
— backwards	0 mm

- upwards 0 mm
- downwards 0 mm
- at the side 0 mm
- for grounded parts
 - forwards 0 mm
 - backwards 0 mm
 - upwards 0 mm
 - at the side 0 mm
 - downwards 0 mm
- for live parts
 - forwards 0 mm
 - backwards 0 mm
 - upwards 0 mm
 - downwards 0 mm
 - at the side 0 mm

Ambient conditions	
installation altitude at height above sea level maximum	2 000 m
ambient temperature	
• during operation	-25 ... +60 °C
• during storage	-40 ... +85 °C
• during transport	-40 ... +85 °C
relative humidity during operation	10 ... 95 %

Approvals Certificates

General Product Approval	EMV
     	

EMV	Test Certificates	Maritime application	other	Environment
KC	Type Test Certificates/Test Report			Confirmation
				Environmental Confirmations

Further information

- Information on the packaging
<https://support.industry.siemens.com/cs/ww/en/view/109813875>
- Information for data generation and storage
<https://support.industry.siemens.com/cs/ww/en/view/109995012>
- Information- and Downloadcenter (Catalogs, Brochures,...)
<https://www.siemens.com/ic10>
- Industry Mall (Online ordering system)
<https://mall.industry.siemens.com/mall/en/en/Catalog/product?mlfb=3RQ3070-1SB30>
- Cax online generator
<https://support.automation.siemens.com/WW/CAXorder/default.aspx?lang=en&mlfb=3RQ3070-1SB30>
- Service&Support (Manuals, Certificates, Characteristics, FAQs,...)
<https://support.industry.siemens.com/cs/ww/en/ps/3RQ3070-1SB30>
- Image database (product images, 2D dimension drawings, 3D models, device circuit diagrams, EPLAN macros, ...)
https://www.automation.siemens.com/bilddb/cax_de.aspx?mlfb=3RQ3070-1SB30&lang=en

