



SIMATIC ET 200SP Safety communications module F-CM AS-i Safety ST for AS-Interface

General technical data		
protection class IP		IP20
type of voltage supply		via AS-i
consumed current		
<ul style="list-style-type: none"> from profile conductors of the AS-Interface <ul style="list-style-type: none"> at 30 V maximum 	mA	70
<ul style="list-style-type: none"> at 24 V with AS-i Power24V maximum 	mA	70
<ul style="list-style-type: none"> from backplane bus maximum 	mA	30
power loss [W]	W	2.1
insulation voltage rated value	V	500
display version as status display by LED		DIAG STATUS ERROR CFG PSF TEACH ADDR PWR
type of configuration of the AS-Interface		STEP7 Safety
Communication/ Protocol		
version of the AS-Interface specification		V 3.0
type of data transmission		ET 200SP backplane bus
number of interfaces as AS-Interface		1
number of interfaces other		1
protocol is supported PROFIsafe protocol		Yes
product function suitable for AS-i Power24V		Yes
Inputs/ Outputs		
access to digital I/O data		Via process image
Mechanical data		
width	mm	20
height	mm	73
depth	mm	58
fastening method		pluggable on terminal module
module format		ET 200SP design
Ambient conditions		
ambient temperature		
<ul style="list-style-type: none"> if installed on horizontal mounting rail during operation 	°C	0 ... 60
<ul style="list-style-type: none"> if installed on vertical mounting rail during operation 	°C	0 ... 50
<ul style="list-style-type: none"> during transport 	°C	-40 ... +70
<ul style="list-style-type: none"> during storage 	°C	-40 ... +70
relative humidity at 25 °C during operation maximum	%	95
installation altitude at height above sea level maximum	m	2 000
Safety related data		
suitability for use safety-related function		Yes
certificate of suitability TÜV approval		Yes
certificate of suitability UL approval		Yes
Safety Integrity Level (SIL) according to IEC 61508		SIL 3

performance level (PL) according to EN ISO 13849-1		e
SIL Claim Limit (subsystem) according to EN 62061		3
category according to EN ISO 13849-1		4
safety device type according to IEC 61508-2		Type B
explosion protection marking for intrinsic safety of related equipment <ul style="list-style-type: none"> • EEx ia • EEx ib 		No No
explosion protection category for gas		none
explosion protection category for dust		none
vibration resistance according to IEC 60068-2-6		5 ... 8.4 Hz / 0.35 mm / 10 cycles; 8.4 ... 150 Hz / 9.8 m/s 2/10 cycles; 10 ... 60 Hz / 0.35 mm / 24 cycles; 60 ... 1000 Hz / 50 m/s 2/24 cycles
EMC immunity according to IEC 60947-1		IEC61326-3-1
conducted interference due to burst according to IEC 61000-4-4		2 kV
electrostatic discharge according to IEC 61000-4-2		6 kV contact discharge / 8 kV air discharge
field-based interference according to IEC 61000-4-3		80 Mhz ... 1 GHz 20 V/m, 1.4 GHz ... 2 GHz 10 V/m, 2.0 GHz ... 2.7 GHz 3 V/m
EMC emitted interference according to IEC 60947-1		IEC61000-6-4 Class A
reference code according to IEC 81346-2		K

Certificates/ approvals

General Product Approval	For use in hazardous locations
--------------------------	--------------------------------



[FM](#)



[Miscellaneous](#)

For use in hazardous locations	Functional Safety	Test Certificates	Maritime application	other
--------------------------------	-------------------	-------------------	----------------------	-------



[Type Examination Certificate](#)

[Special Test Certificate](#)



other	Environment
-------	-------------

[Confirmation](#)

[Environmental Confirmations](#)

Further information

Information on the packaging

<https://support.industry.siemens.com/cs/ww/en/view/109813875>

Information for data generation and storage

<https://support.industry.siemens.com/cs/ww/en/view/109995012>

Information- and Downloadcenter (Catalogs, Brochures,...)

<https://www.siemens.com/ic10>

Industry Mall (Online ordering system)

<https://mall.industry.siemens.com/mall/en/en/Catalog/product?mlfb=3RK7136-6SC00-0BC1>

Cax online generator

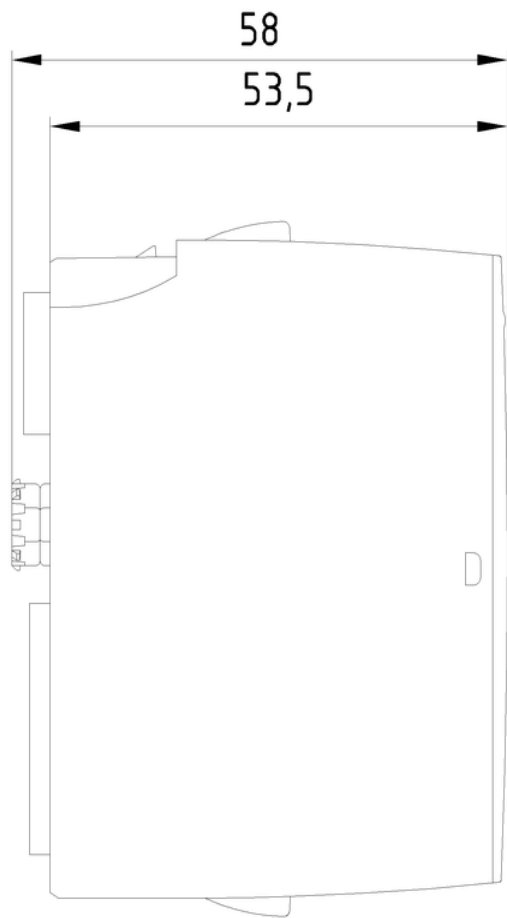
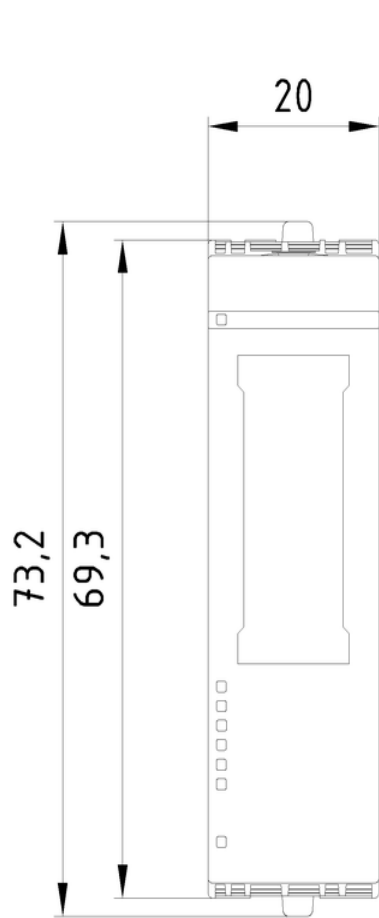
<https://support.automation.siemens.com/WW/CAXorder/default.aspx?lang=en&mlfb=3RK7136-6SC00-0BC1>

Service&Support (Manuals, Certificates, Characteristics, FAQs,...)

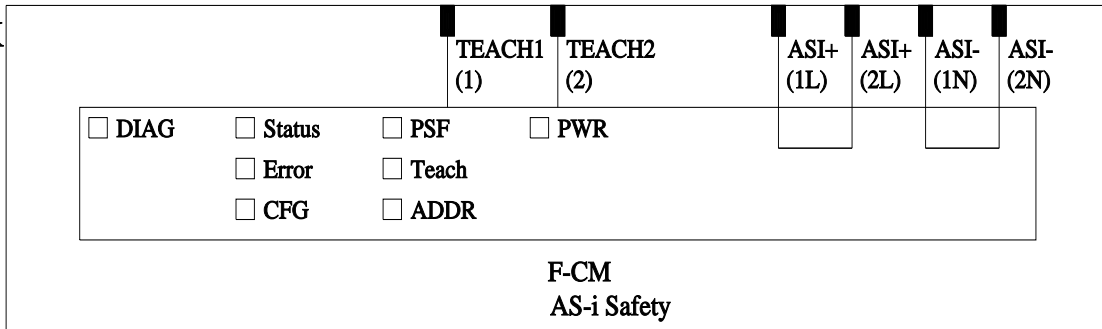
<https://support.industry.siemens.com/cs/ww/en/ps/3RK7136-6SC00-0BC1>

Image database (product images, 2D dimension drawings, 3D models, device circuit diagrams, EPLAN macros, ...)

https://www.automation.siemens.com/bilddb/cax_de.aspx?mlfb=3RK7136-6SC00-0BC1&lang=en



-K



last modified:

9/6/2025 