







SIRIUS MCU motor starter enclosure degree of protection IP55 plastic communication without electromechanically switching short-circuit protection with circuit breaker reversing starter brake without performance class 8 A motor circuit breaker with bimetal thermal manual control latching connection power M screw gland electrical wholesale trade version

<b>product brand name</b>	SIRIUS
<b>product designation</b>	motor starter MCU controlled on site
<b>design of the product</b>	reversing starter
product function bus communication	No
<b>operating frequency minimum</b>	80 1/h
<b>type of coordination</b>	1
<b>reference code according to IEC 81346-2</b>	Q
<b>Substance Prohibitance (Date)</b>	05/01/2012
<b>SVHC substance name</b>	Lead - 7439-92-1
<b>Weight</b>	1.977 kg
<b>product component motor brake output</b>	No
<b>product feature</b>	
• brake control with 400 V AC	No
• brake control with 24 V DC	No
• brake control with 180 V DC	No
• brake control with 500 V DC	No
<b>product extension braking module for brake control</b>	No
<b>design of short-circuit protection</b>	circuit-breakers
maximum short-circuit current breaking capacity (I <sub>cu</sub> ) at 400 V rated value	50 000 A
<b>Safety related data</b>	
<b>proportion of dangerous failures</b>	
• with low demand rate according to SN 31920	50 %
• with high demand rate according to SN 31920	75 %
<b>B10 value with high demand rate according to SN 31920</b>	1 000 000
<b>failure rate [FIT] with low demand rate according to SN 31920</b>	100 FIT
<b>IEC 61508</b>	
T1 value for proof test interval or service life according to IEC 61508	20 a
<b>Electrical Safety</b>	
<b>touch protection against electrical shock</b>	finger-safe
<b>Main circuit</b>	
<b>number of poles for main current circuit</b>	3
<b>design of the switching contact</b>	electromechanical
<b>adjustable current response value current of the current-dependent overload release</b>	5.5 ... 8 A
<b>type of the motor protection</b>	bimetal
<b>type of voltage</b>	AC
operating voltage rated value	340 ... 440 V
<b>operating frequency 1 rated value</b>	50 Hz

operating frequency 2 rated value	60 Hz
relative positive tolerance of the operating frequency	10 %
relative negative tolerance of the operating frequency	-10 %
<b>operational current</b>	
• at AC at 400 V rated value	8 A
• at AC-3 at 400 V rated value	8 A
operating power at AC-3 at 400 V rated value	3 kW
operating power for 3-phase motors at 400 V at 50 Hz	3 ... 3 kW
<b>number of digital inputs</b>	2
<b>type of voltage of the supply voltage</b>	AC
<b>control supply voltage at AC</b>	
• at 50 Hz rated value	184 ... 253 V
• at 60 Hz rated value	196 ... 253 V
<b>supply voltage frequency for auxiliary and control circuit rated value</b>	50 ... 60 Hz
<b>mounting position</b>	+/-180° rotation possible on vertical mounting surface; can be tilted forward and backward by +/- 22.5° on vertical mounting surface
<b>height</b>	220 mm
<b>width</b>	182 mm
<b>depth</b>	145 mm
<b>Ambient conditions</b>	
ambient temperature during operation	-25 ... +35 °C
<b>protocol is supported</b>	
• PROFIBUS DP protocol	No
• PROFINET protocol	No
protocol is supported AS-Interface protocol	No
type of electrical connection for main current circuit	screw-type terminals

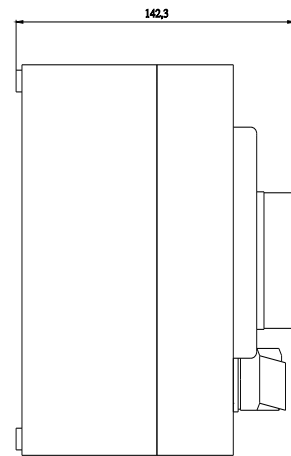
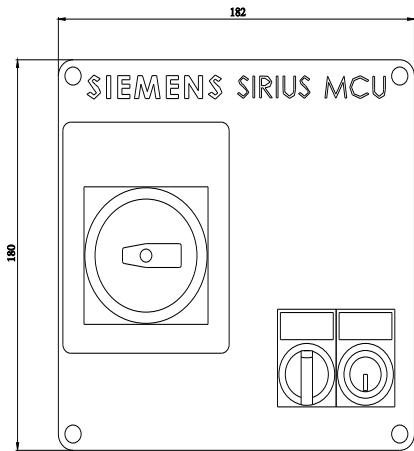
#### Approvals Certificates

General Product Approval	Test Certificates	other
	 EG-Konf.	
	<a href="#">Type Test Certificates/Test Report</a>	
		<a href="#">Confirmation</a>

Dangerous goods	Environment
<a href="#">Transport Information</a>	<a href="#">Environmental Conformations</a>

#### Further information

Information on the packaging  
<https://support.industry.siemens.com/cs/ww/en/view/109813875>  
Information for data generation and storage  
<https://support.industry.siemens.com/cs/ww/en/view/109995012>  
Information- and Downloadcenter (Catalogs, Brochures,...)  
<https://www.siemens.com/ic10>  
Industry Mall (Online ordering system)  
<https://mall.industry.siemens.com/mall/en/en/Catalog/product?mlfb=3RK4353-3MR58-1BA0>  
Cax online generator  
<https://support.automation.siemens.com/WW/CAXorder/default.aspx?lang=en&mlfb=3RK4353-3MR58-1BA0>  
Service&Support (Manuals, Certificates, Characteristics, FAQs,...)  
<https://support.industry.siemens.com/cs/ww/en/ps/3RK4353-3MR58-1BA0>  
Image database (product images, 2D dimension drawings, 3D models, device circuit diagrams, EPLAN macros, ...)  
[https://www.automation.siemens.com/bilddb/cax\\_de.aspx?mlfb=3RK4353-3MR58-1BA0&lang=en](https://www.automation.siemens.com/bilddb/cax_de.aspx?mlfb=3RK4353-3MR58-1BA0&lang=en)



---

last modified:

4/1/2025 