



SIRIUS, expansion module 3RK32 for modular safety system 3RK3 2/4 F-DI, 1/2 F-RO, 24 V DC/1 A configurable via MSS ES 22.5 mm width screw terminal up to SIL 3 (IEC 61508) up to Performance Level e (ISO 13849-1) without connecting cable

product brand name	SIRIUS
product category	Modular Safety System
design of the product	2/4 F-DI 1/2 F-RO
product function	
• EMERGENCY OFF function	Yes
• protective door monitoring	Yes
• evaluation: electro-sensitive protective equipment	Yes
• evaluation: selector switch	Yes
• evaluation: two-hand operator panel	Yes
• evaluation: enabling switch	Yes
• monitored start-up	Yes
insulation voltage rated value	300 V
degree of pollution	3
surge voltage resistance rated value	4 000 V
shock resistance	15g / 11 ms
vibration resistance according to IEC 60068-2-6	5 ... 500 Hz: 0.75 mm
reference code according to IEC 81346-2	K
Substance Prohibitance (Date)	05/01/2012
SVHC substance name	Lead - 7439-92-1 Lead monoxide (lead oxide) - 1317-36-8 2,2',6,6'-tetrabromo-4,4'-isopropylidenediphenol - 79-94-7 6,6'-di-tert-butyl-2,2'-methylene-di-p-cresol - 119-47-1
Weight	0.196 kg
installation altitude at height above sea level maximum	2 000 m
relative humidity during operation	10 ... 95 %
Electromagnetic compatibility	
conducted interference	
• due to burst according to IEC 61000-4-4	2 kV (power ports)
• due to conductor-earth surge according to IEC 61000-4-5	2 kV
• due to conductor-conductor surge according to IEC 61000-4-5	1 kV
field-based interference according to IEC 61000-4-3	10 V/m, 3 V/m, 1 V/m
electrostatic discharge according to IEC 61000-4-2	4 kV contact discharge / 8 kV air discharge
Safety related data	
category according to EN 954-1	4
IEC 62061	
Safety Integrity Level (SIL) according to IEC 62061	SIL 3
PFHD with high demand rate according to IEC 62061	3.79E-9 1/h
ISO 13849	
performance level (PL) according to EN ISO 13849-1	e
category according to EN ISO 13849-1	4

performance level (PL) according to ISO 13849-1	PL e
IEC 61508	
Safety Integrity Level (SIL) according to IEC 61508	3
Average probability of failure on demand (PFDavg) with low demand rate acc. to IEC 61508	5.85E-6 1/y
T1 value for proof test interval or service life according to IEC 61508	20 a
Electrical Safety	
touch protection against electrical shock	finger-safe
design of the fuse link for short-circuit protection of non-solid-state switching element required	NH Typ 3NA, DIAZED Typ 5SB, NEOZED Typ 5SE
Inputs/ Outputs	
product function	
• parameterizable outputs	Yes
number of inputs	
• safety-related	4
• non-safety-related	0
number of outputs for testing contact-based sensors	2
number of outputs as contact-affected switching element safety-related	
• 1-channel	2
• 2-channel	0
number of outputs as contact-less semiconductor switching element	
• safety-related 2-channel	0
• non-safety-related	0
switching capacity current of the NO contacts of the relay outputs at DC-13	
• at 24 V	1 A
• at 230 V	0.1 A
switching capacity current of the NO contacts of the relay outputs at AC-15	
• at 24 V	2 A
• at 230 V	2 A
type of voltage	DC
control supply voltage 1 at DC rated value	24 V
mounting position	vertical
fastening method	DIN rail
height	102 mm
width	22.5 mm
depth	124 mm
type of electrical connection	screw terminal

Approvals Certificates

General Product Approval	EMV
--------------------------	-----



Functional Safety	Test Certificates	other
-------------------	-------------------	-------

[Miscellaneous](#)

[Type Examination Certificate](#)

[Type Examination Certificate](#)

[Type Test Certificates/Test Report](#)



[Confirmation](#)

Environment

[Environmental Confirmations](#)

Further information

Information on the packaging

<https://support.industry.siemens.com/cs/ww/en/view/109813875>

Information for data generation and storage

<https://support.industry.siemens.com/cs/ww/en/view/109995012>

Information- and Downloadcenter (Catalogs, Brochures,...)

<https://www.siemens.com/ic10>

Industry Mall (Online ordering system)

<https://mall.industry.siemens.com/mall/en/en/Catalog/product?mlfb=3RK3221-1AA10>

Cax online generator

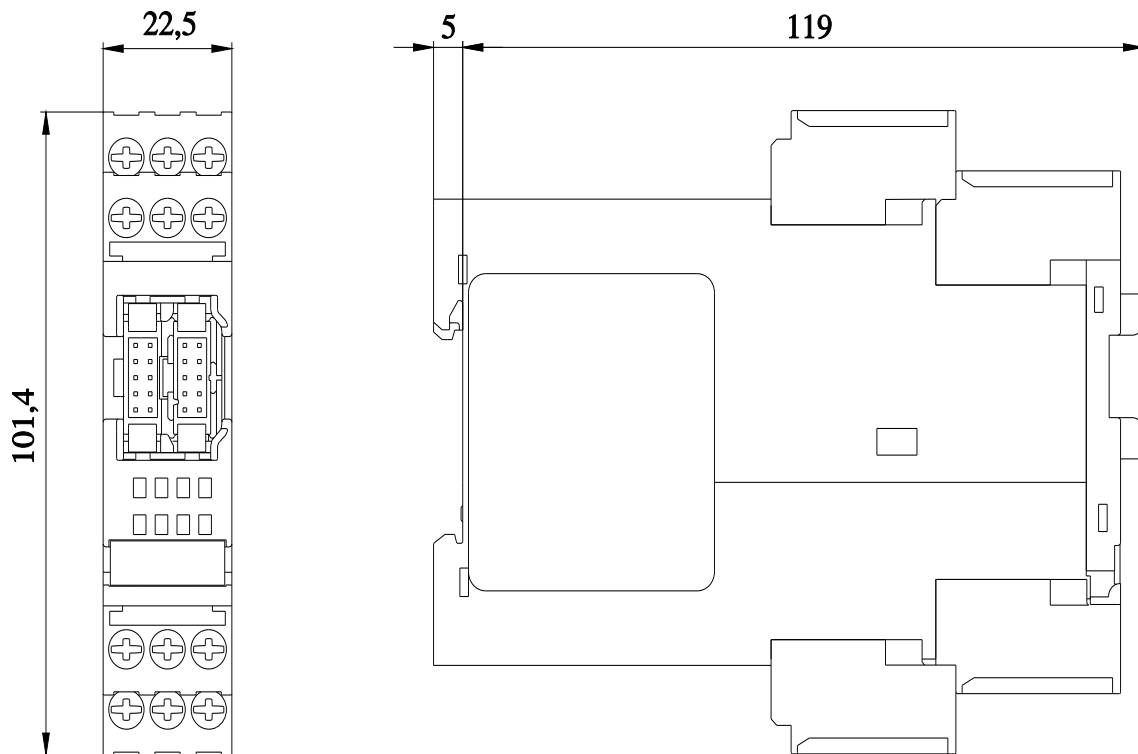
<https://support.automation.siemens.com/WW/CAXorder/default.aspx?lang=en&mlfb=3RK3221-1AA10>

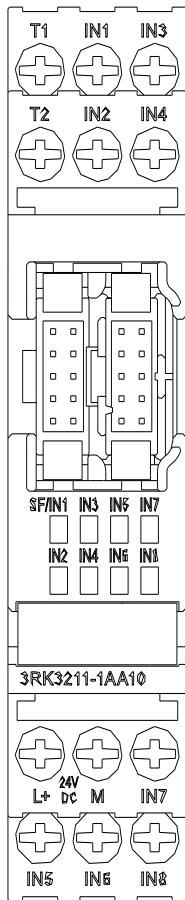
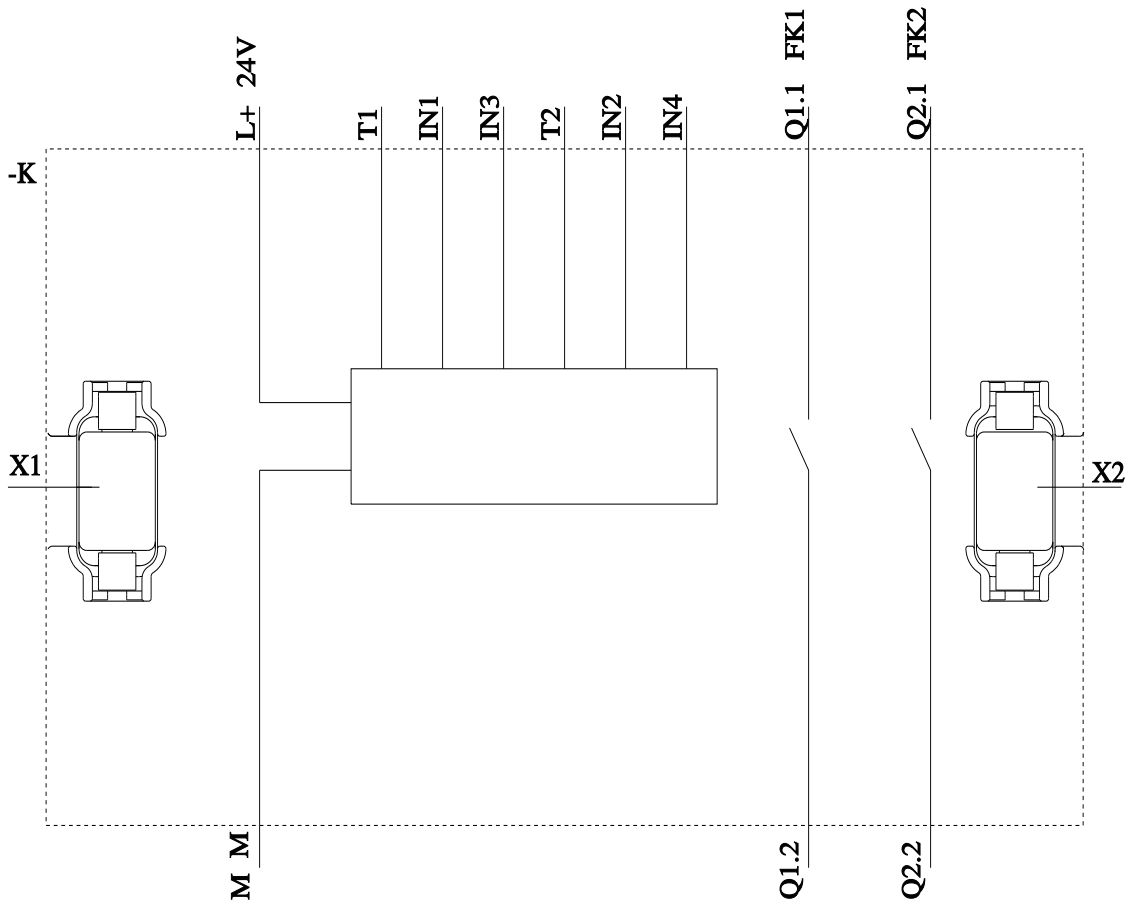
Service&Support (Manuals, Certificates, Characteristics, FAQs,...)

<https://support.industry.siemens.com/cs/ww/en/ps/3RK3221-1AA10>

Image database (product images, 2D dimension drawings, 3D models, device circuit diagrams, EPLAN macros, ...)

https://www.automation.siemens.com/bilddb/cax_de.aspx?mlfb=3RK3221-1AA10&lang=en





last modified:

9/5/2025