



SIRIUS, expansion module 3RK32 for modular safety system 3RK3 4/8 F-DI, 24 V DC configurable via MSS ES 22.5 mm width spring-loaded terminal up to SIL 3 (IEC 61508) up to Performance Level e (ISO 13849-1) without connecting cable

<b>product brand name</b>	SIRIUS
<b>product category</b>	Modular Safety System
<b>design of the product</b>	4/8 F-DI
<b>product function</b>	
• EMERGENCY OFF function	Yes
• protective door monitoring	Yes
• evaluation: electro-sensitive protective equipment	Yes
• evaluation: selector switch	Yes
• evaluation: two-hand operator panel	Yes
• evaluation: enabling switch	Yes
• monitored start-up	Yes
<b>insulation voltage rated value</b>	50 V
<b>degree of pollution</b>	3
<b>surge voltage resistance rated value</b>	500 V
<b>shock resistance</b>	15g / 11 ms
<b>vibration resistance according to IEC 60068-2-6</b>	5 ... 500 Hz: 0.75 mm
<b>reference code according to IEC 81346-2</b>	K
<b>Substance Prohibitance (Date)</b>	05/01/2012
<b>SVHC substance name</b>	Lead - 7439-92-1 Lead monoxide (lead oxide) - 1317-36-8 2,2',6,6'-tetrabromo-4,4'-isopropylidenediphenol - 79-94-7 6,6'-di-tert-butyl-2,2'-methylenedi-p-cresol - 119-47-1 2-methyl-1-(4-methylthiophenyl)-2-morpholinopropan-1-one - 71868-10-5
<b>Weight</b>	0.15 kg
installation altitude at height above sea level maximum	2 000 m
relative humidity during operation	10 ... 95 %
<b>Electromagnetic compatibility</b>	
<b>conducted interference</b>	
• due to burst according to IEC 61000-4-4	2 kV (power ports)
• due to conductor-earth surge according to IEC 61000-4-5	2 kV
• due to conductor-conductor surge according to IEC 61000-4-5	1 kV
<b>field-based interference according to IEC 61000-4-3</b>	10 V/m, 3 V/m, 1 V/m
<b>electrostatic discharge according to IEC 61000-4-2</b>	4 kV contact discharge / 8 kV air discharge
<b>Safety related data</b>	
category according to EN 954-1	4
IEC 62061	
<b>Safety Integrity Level (SIL) according to IEC 62061</b>	SIL 3
PFHD with high demand rate according to IEC 62061	1.89E-9 1/h
ISO 13849	
performance level (PL) according to EN ISO 13849-1	e
category according to EN ISO 13849-1	4

performance level (PL) according to ISO 13849-1	PL e
IEC 61508	
Safety Integrity Level (SIL) according to IEC 61508	3
Average probability of failure on demand (PFDavg) with low demand rate acc. to IEC 61508	4.29E-6 1/y
T1 value for proof test interval or service life according to IEC 61508	20 a
Electrical Safety	
touch protection against electrical shock	finger-safe
design of the fuse link for short-circuit protection of non-solid-state switching element required	NH Typ 3NA, DIAZED Typ 5SB, NEOZED Typ 5SE

#### Inputs/ Outputs

product function	
• parameterizable outputs	No
number of inputs	
• safety-related	8
• non-safety-related	0
number of outputs for testing contact-based sensors	2
number of outputs as contact-affected switching element safety-related	
• 1-channel	0
• 2-channel	0
number of outputs as contact-less semiconductor switching element	
• safety-related 2-channel	0
• non-safety-related	0
type of voltage	DC
control supply voltage 1 at DC rated value	24 V
mounting position	vertical
fastening method	DIN rail
height	105 mm
width	22.5 mm
depth	124 mm
type of electrical connection	spring-loaded terminals

#### Approvals Certificates

General Product Approval	EMV	Functional Safety
--------------------------	-----	-------------------



[Miscellaneous](#)

Functional Safety	Test Certificates	other	Environment
-------------------	-------------------	-------	-------------

[Type Examination Certificate](#)

[Type Examination Certificate](#)

[Type Test Certificates/Test Report](#)



[Confirmation](#)

[Environmental Confirmations](#)

#### Further information

##### Information on the packaging

<https://support.industry.siemens.com/cs/ww/en/view/109813875>

##### Information for data generation and storage

<https://support.industry.siemens.com/cs/ww/en/view/109995012>

##### Information- and Downloadcenter (Catalogs, Brochures,...)

<https://www.siemens.com/ic10>

##### Industry Mall (Online ordering system)

<https://mall.industry.siemens.com/mall/en/en/Catalog/product?mlfb=3RK3211-2AA10>

##### Cax online generator

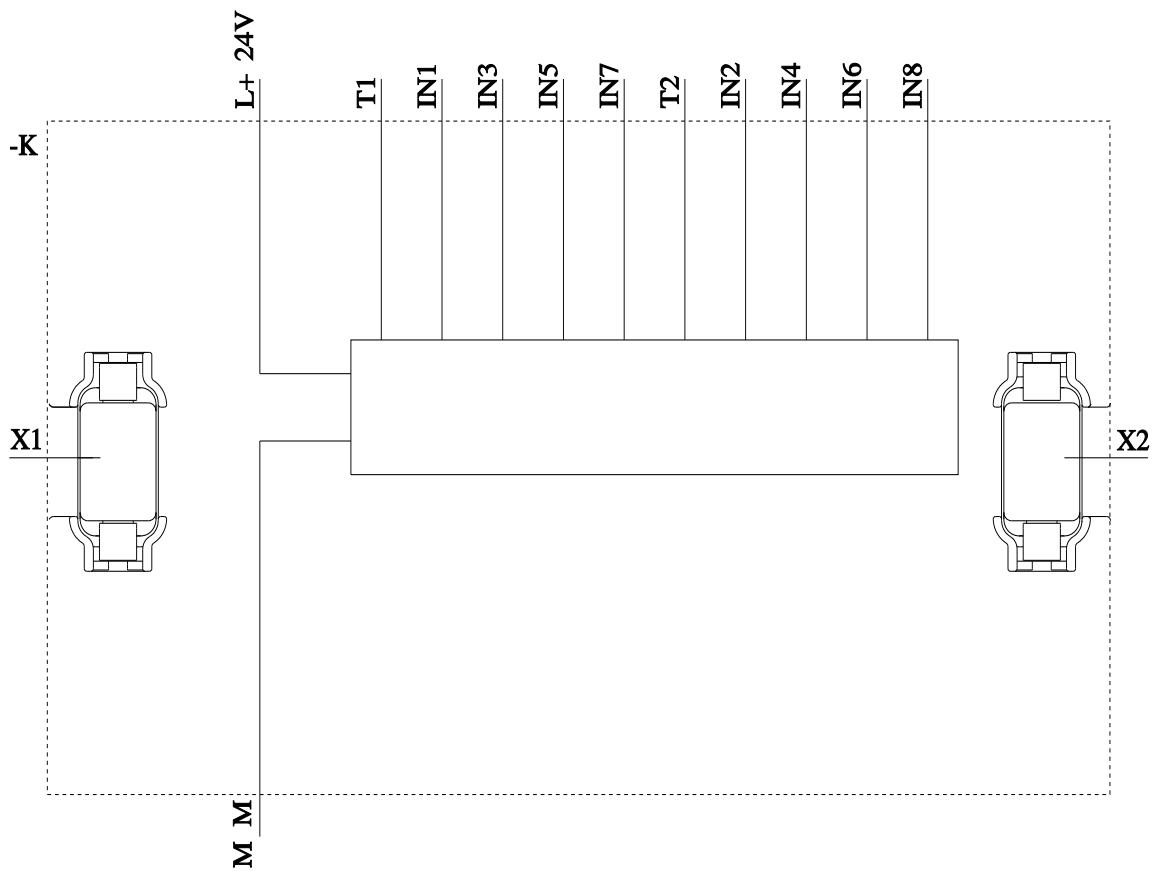
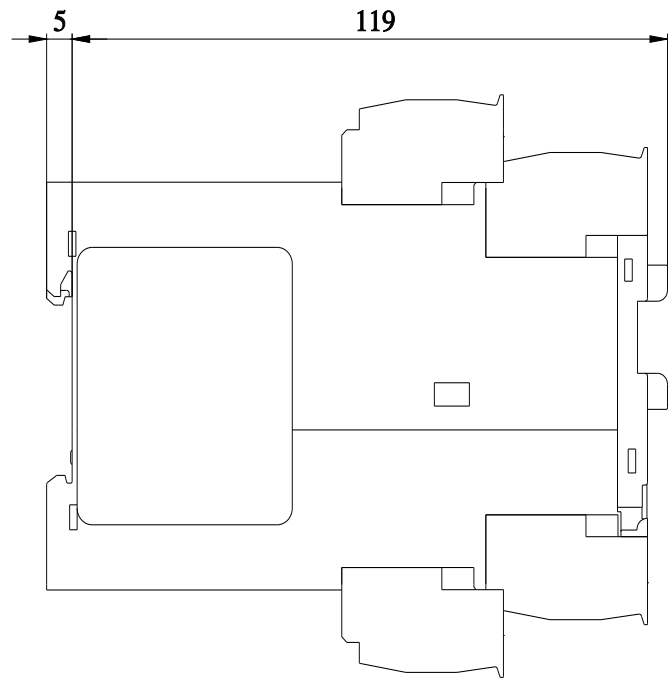
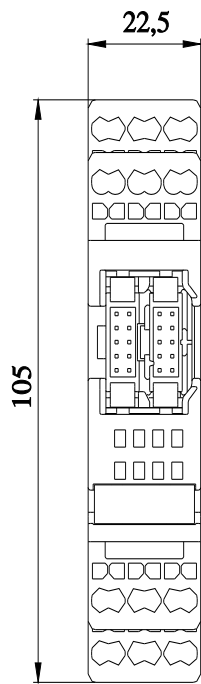
<https://support.automation.siemens.com/WW/CAXorder/default.aspx?lang=en&mlfb=3RK3211-2AA10>

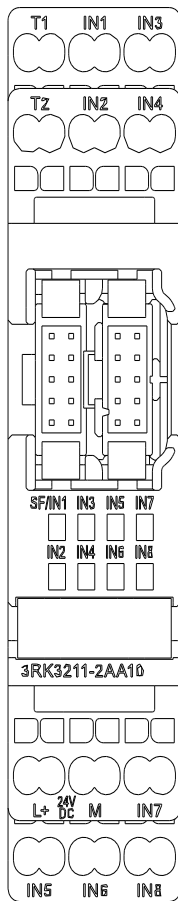
##### Service&Support (Manuals, Certificates, Characteristics, FAQs,...)

<https://support.industry.siemens.com/cs/ww/en/ps/3RK3211-2AA10>

##### Image database (product images, 2D dimension drawings, 3D models, device circuit diagrams, EPLAN macros, ...)

[https://www.automation.siemens.com/bilddb/cax\\_de.aspx?mlfb=3RK3211-2AA10&lang=en](https://www.automation.siemens.com/bilddb/cax_de.aspx?mlfb=3RK3211-2AA10&lang=en)





last modified:

9/5/2025 