



AS-i compact module K60 analog A/B slave, 2 AI, IP67 2 x input, current 4...20 mA, +/- 20 mA for 4-wire sensors 2 x M12 socket
Mounting plate 3RK1901-0CA00 must be ordered separately

General technical data		
design of the product		analog I/O modules for operation in the field, IP67 - K60
Type of device		analog input modules for current measurement
Type		2 inputs
design of the slave type		A/B analog slave (Spec. 3.0)
I/O configuration		7
ID code		A
type of electrical connection of the inputs and outputs		M12 screw-type terminals
consumed current from profile conductors of the AS-Interface at 30 V maximum	mA	160
operating voltage according to AS-Interface specification	V	26.5 ... 31.6
Current consumption when connected		
• 2 sensors		
— without Uaux infeed max	mA	46
— from Uaux infeed max.	mA	500
Voltage supply auxiliary voltage additional for sensors Uaux	V	24 ... 30
profile		7.A.9
Measuring/output value		current
Measuring/output range		adjustable: 4 ... 20 mA / +/-20 mA
Smoothing function		configurable
Channels active		1 and 2
A/D resolution for analog inputs/outputs	bit	14
type of connection technology		4-conductor
Inputs		
number of analog inputs		2
Inputs sensors		2/3/4-conductor sensors
input variable		mA
product function input variable parameterizable		Yes
number of analog outputs		0
output quantity		
• current signal		Yes
Status display		
• AUX PWR (Uaux)		green LED
• AS-Interface		green LED
• FAULT		red LED
Ambient conditions		
ambient temperature		
• during operation	°C	-20 ... +60
• during storage	°C	-40 ... +85
protection class IP		IP67

Mechanical data		
width	mm	60
height	mm	152
depth	mm	29
fastening method		standard rail mounting/wall mounting using mounting plate for K60 compact module

Certificates/ approvals	
General Product Approval	EMV



[KC](#)

Maritime application	other	Environment	Industrial Communication
----------------------	-------	-------------	--------------------------



[Confirmation](#)

[Miscellaneous](#)

[Environmental Confirmations](#)



Further information

Information on the packaging

<https://support.industry.siemens.com/cs/ww/en/view/109813875>

Information for data generation and storage

<https://support.industry.siemens.com/cs/ww/en/view/109995012>

Information- and Downloadcenter (Catalogs, Brochures,...)

<https://www.siemens.com/ic10>

Industry Mall (Online ordering system)

<https://mall.industry.siemens.com/mall/en/en/Catalog/product?mlfb=3RK2207-1BQ50-0AA3>

Cax online generator

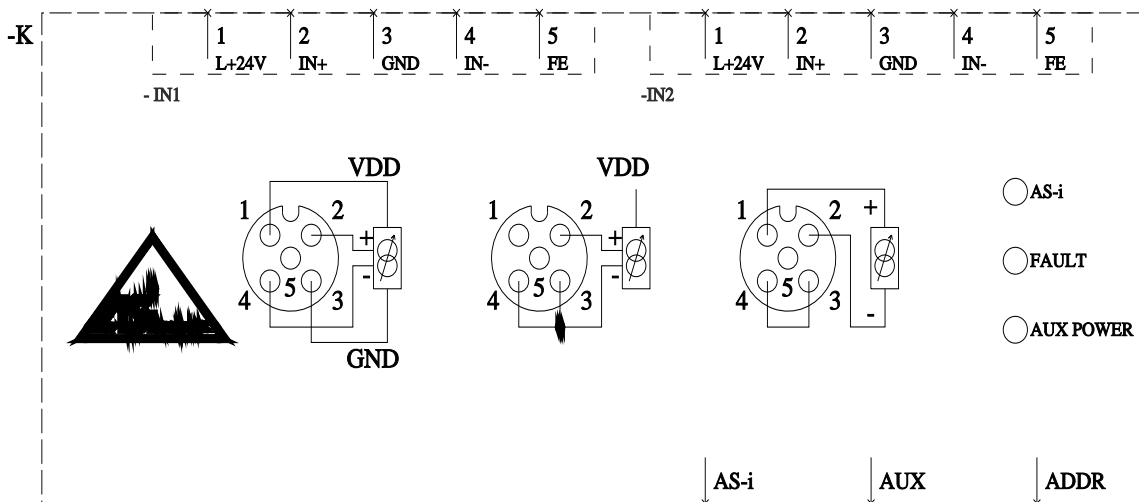
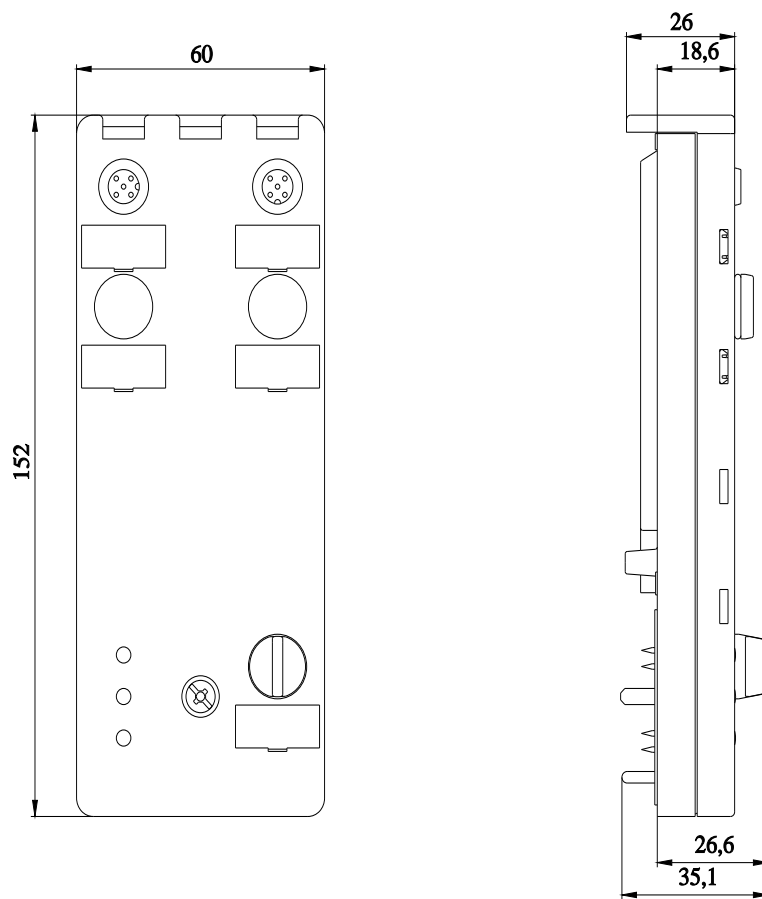
<https://support.automation.siemens.com/WW/CAXorder/default.aspx?lang=en&mlfb=3RK2207-1BQ50-0AA3>

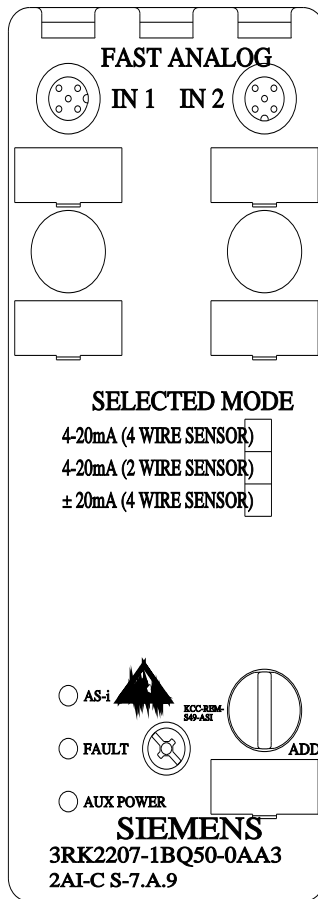
Service&Support (Manuals, Certificates, Characteristics, FAQs,...)

<https://support.industry.siemens.com/cs/ww/en/ps/3RK2207-1BQ50-0AA3>

Image database (product images, 2D dimension drawings, 3D models, device circuit diagrams, EPLAN macros, ...)

https://www.automation.siemens.com/bilddb/cax_de.aspx?mlfb=3RK2207-1BQ50-0AA3&lang=en





last modified:

4/2/2025 