

AS-i compact module K45 digital A/B slave, 4 DQ, IP67 4 x output, 1 A 24 V DC maximal 3 A for all outputs 4 x M12 socket Mounting plate 3RK1901-2EA00 or 3RK1901-2DA00 must be ordered separately

General technical data	
design of the product	digital I/O modules for operation in the field, IP67 - K45
Type	4 outputs
design of the slave type	A/B slave (Spec. 3.0)
I/O configuration	7
ID/ID2 code	A/7
Number I/O sockets	4
type of electrical connection of the inputs and outputs	M12 screw-type terminals
AS interface total current input max	45 mA
operating voltage according to AS-Interface specification	18 ... 31.6 V
Ground terminal	Using PIN5 on the M12 sockets. Outgoing via flat tab sleeve (2.8 x 0.8 mm form A)
Addressing	front addressing socket
AS interface Connection Polarity reversal protection	built-in
Delivery note	the modules are delivered without mounting plate
Note 1	An external additional supply (AUX POWER) of 20 to 30 V DC is required for the supply of the output circuits. The additional supply must comply with VDE 0106 (PELV), protection class III.
Note 2	This module requires a master according to AS-i specifications 3.0
Sensor supply	
input voltage	16.5 ... 30 V
Inputs	
number of digital inputs	0
Input circuit	PNP transistor
Inputs socket assignment	
• PIN 5	ground terminal
Outputs	
number of digital outputs	4
type of voltage of output voltages	DC
Outputs external power supply 24 V DC	using black AS-Interface flat cable
ampacity of the semiconductor output at DC-13 at 24 V	1 A
Outputs aggregate current	
• max	3 A
type of switching output	PNP transistor
design of the pin assignment of the outputs	standard assignment
Outputs socket assignment	3 = "-", 4 = output, 5 = ground terminal
property of the output short-circuit proof	Yes
Outputs	
• short-circuit protection	built-in
• induction protection	built-in
• watchdog	built-in

## Display

### Status display

- display of I/Os yellow LED
- display of Uaux green LED
- display of AS-Interface/diagnostics green/red dual LED

## Assignment of the data bits

### Assignment of data bits

- socket PIN 4 = OUT1 (D0)
- socket 2 PIN 4 = OUT2 (D1)
- socket 3 PIN 4 = OUT3 (D2)
- socket 4 PIN 4 = OUT4 (D3)

## Ambient conditions

### ambient temperature

- during operation -25 ... +85 °C
- during storage -40 ... +85 °C

### protection class IP

IP67

## Mechanical data

width	45 mm
height	80 mm
depth	30 mm
fastening method	standard rail mounting/wall mounting using mounting plate for K45 compact module
shock resistance	15g / 11 ms

## Certificates/ approvals

General Product Approval

EMV

Maritime application



other

Environment

Industrial Communication



[Confirmation](#)

[Miscellaneous](#)

[Environmental Confirmations](#)



## Further information

### Information on the packaging

<https://support.industry.siemens.com/cs/ww/en/view/109813875>

### Information for data generation and storage

<https://support.industry.siemens.com/cs/ww/en/view/109995012>

### Information- and Downloadcenter (Catalogs, Brochures,...)

<https://www.siemens.com/ic10>

### Industry Mall (Online ordering system)

<https://mall.industry.siemens.com/mall/en/en/Catalog/product?mlfb=3RK2100-1CQ20-0AA3>

### Cax online generator

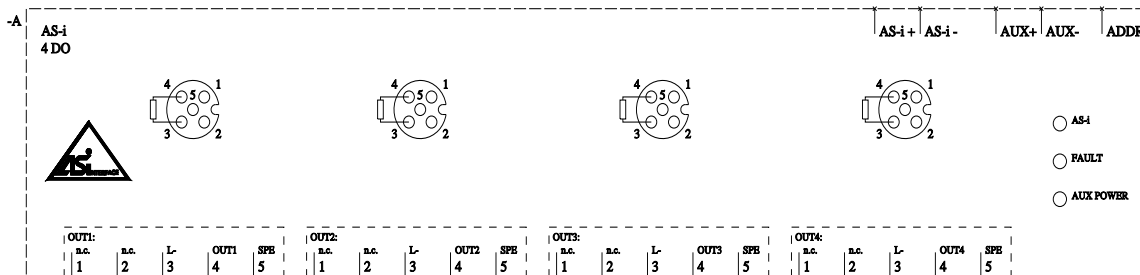
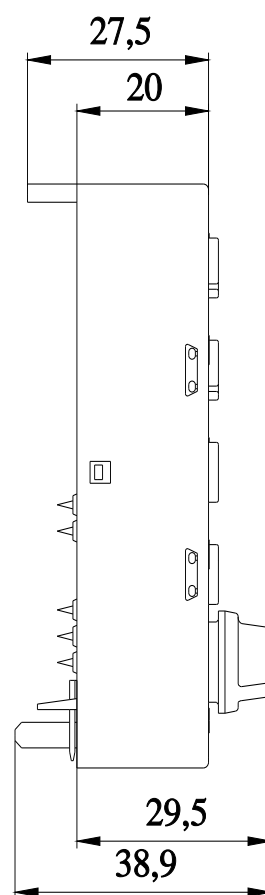
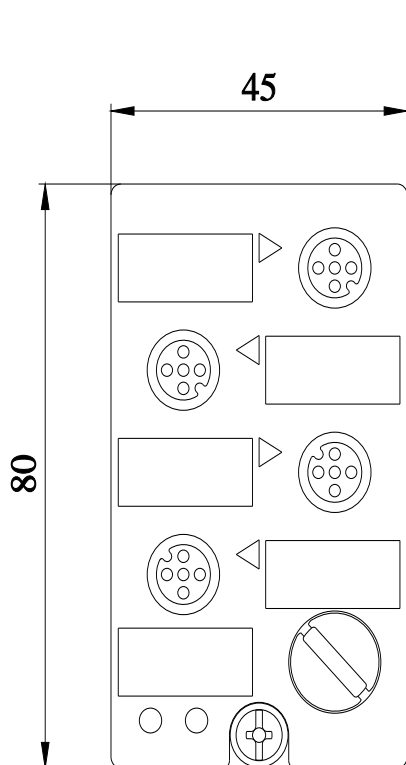
<https://support.automation.siemens.com/WW/CAXorder/default.aspx?lang=en&mlfb=3RK2100-1CQ20-0AA3>

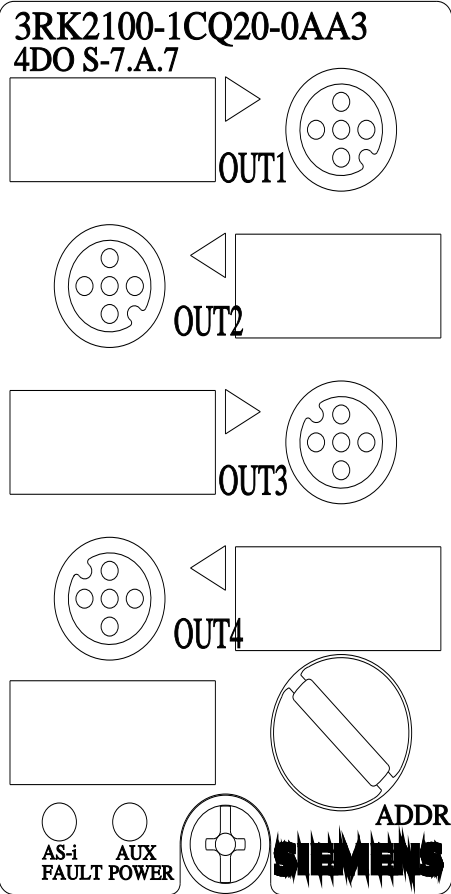
### Service&Support (Manuals, Certificates, Characteristics, FAQs,...)

<https://support.industry.siemens.com/cs/ww/en/ps/3RK2100-1CQ20-0AA3>

### Image database (product images, 2D dimension drawings, 3D models, device circuit diagrams, EPLAN macros, ...)

[https://www.automation.siemens.com/bilddb/cax\\_de.aspx?mlfb=3RK2100-1CQ20-0AA3&lang=en](https://www.automation.siemens.com/bilddb/cax_de.aspx?mlfb=3RK2100-1CQ20-0AA3&lang=en)





last modified:

4/1/2025