



AS-i SlimLine Compact module SC22.5 digital, A/B slave 4 DQ, IP20 4 x output, 2 A, 24 V DC maximal 4 A for all outputs spring-type terminals Overall width 22.5 mm

product designation	Slimline Compact I/O module for use in the control cabinet
design of the product	AS-i SC22.5, 4DQ A/B
product type designation	3RK2
design of the slave type	A/B slave (Spec. 3.0)
AS-Interface slave profile	S-7.A.7
ID1 code	7; Setting cannot be changed
operating voltage according to AS-Interface specification	18 ... 31.6 V
product function suitable for AS-i Power24V	Yes
consumed current from profile conductors of the AS-Interface	
• at 30 V maximum	45 mA
• at 24 V with AS-i Power24V maximum	45 mA
type of address setting of AS-i slaves	via front addressing socket
Substance Prohibitance (Date)	05/01/2012
SVHC substance name	Lead - 7439-92-1 Lead monoxide (lead oxide) - 1317-36-8 6,6'-di-tert-butyl-2,2'-methylenedi-p-cresol - 119-47-1 Diboron trioxide - 1303-86-2
Weight	0.16 kg
reference code	
• according to EN 61346-2	K
• according to DIN 40719 extended according to IEC 204-2 according to IEC 750	A
shock resistance	15g / 11 ms (modules) or 10g / 11 ms (modules with device connector)
other information	An auxiliary external feed (AUX POWER) of between 20 and 30 V DC is necessary for supplying the output circuits. The auxiliary feed must comply with IEC 60990 (PELV), protection class III.
Digital Inputs	
number of digital inputs	0
number of digital inputs safety-related	0
Digital Outputs	
number of digital outputs	4
type of switching output	PNP transistor
product function for power supply reverse polarity protection	Yes
property of the output short-circuit proof	Yes
product function	Built-in induction protection
total current of digital outputs per module maximum	4 A
type of voltage supply at the outputs	via AUX POWER
ampacity of the semiconductor output at DC-13 at 24 V	2 A
Analog inputs	
number of analog inputs	0

Analog outputs

number of analog outputs	0
--------------------------	---

Device connector

ampacity of the interface to the device connector	
• for AS-Interface	2 A
• for external auxiliary voltage	4 A

Installation/ mounting/ dimensions

fastening method	screw and snap-on mounting
height	100 mm
width	22.5 mm
depth	120 mm

Ambient conditions

ambient temperature	
• during operation	-25 ... +70 °C
• during storage	-40 ... +85 °C

Connections/ Terminals

type of electrical connection of the inputs and outputs	spring-loaded terminal (push-in)
type of connectable conductor cross-sections	
• solid	1x (0.5 ... 1.5 mm ²), 2x (0.5 ... 1.5 mm ²)
• finely stranded with core end processing	1x (0,25 ... 1,0 mm ²), 2x (0,25 ... 1,0 mm ²)
• finely stranded without core end processing	1x (0.5 ... 1.5 mm ²), 2x (0.5 ... 1.5 mm ²)
• for AWG cables solid	1x (20 ... 16), 2x (20 ... 16)
• for AWG cables stranded	1x (20 ... 16), 2x (20 ... 16)




Approvals Certificates

General Product Approval	EMV	Test Certificates
--------------------------	-----	-------------------




[Type Test Certificates/Test Report](#)

Maritime application

Maritime application	other				
				Confirmation	Miscellaneous

Environment

Environment	Industrial Communication
Environmental Conformations	

Further information

Siemens is working on the renewal of the current EAC certificates.
Please contact your local Siemens office on the status of validity of the EAC certification if you intend to import or offer to supply these products to an EAC relevant market (other than the sanctioned EAEU member states Russia or Belarus).

Siemens has decided to exit the Russian market (see here).
<https://press.siemens.com/global/en/pressrelease/siemens-wind-down-russian-business>

Information on the packaging
<https://support.industry.siemens.com/cs/ww/en/view/109813875>

Information for data generation and storage
<https://support.industry.siemens.com/cs/ww/en/view/109995012>

Information- and Downloadcenter (Catalogs, Brochures,...)
<https://www.siemens.com/ic10>

Industry Mall (Online ordering system)
<https://mall.industry.siemens.com/mall/en/en/Catalog/product?mlfb=3RK2100-1CG00-2AA2>

Cax online generator
<https://support.automation.siemens.com/WW/CAXorder/default.aspx?lang=en&mlfb=3RK2100-1CG00-2AA2>

Service&Support (Manuals, Certificates, Characteristics, FAQs,...)
<https://support.industry.siemens.com/cs/ww/en/ps/3RK2100-1CG00-2AA2>

Image database (product images, 2D dimension drawings, 3D models, device circuit diagrams, EPLAN macros, ...)

