








Base unit (BU30-MS3) For ET 200SP motor starter With infeed 24 V


product brand name	SIMATIC
product category	Accessories
product designation	BaseUnit
design of the product	For DC feed in
product type designation	ET 200SP
product description	for e-starters and motor starters
General technical data	
insulation voltage rated value	500 V
degree of pollution	2
surge voltage resistance rated value	6 kV
maximum permissible voltage for protective separation	500 V
• between main and auxiliary circuit	
shock resistance	6g / 11 ms
vibration resistance	15 mm to 6 Hz; 2g to 500 Hz
reference code according to IEC 81346-2	Q
Substance Prohibitance (Date)	04/15/2016
SVHC substance name	Lead monoxide (lead oxide) - 1317-36-8
Weight	0.233 kg
Electrical Safety	
protection class IP on the front according to IEC 60529	IP20
touch protection on the front according to IEC 60529	finger-safe
Main circuit	
number of poles for main current circuit	3
type of voltage of the operating voltage	AC
operating voltage rated value maximum	500 V
operational current at AC at 400 V rated value	32 A; Derating, see Manual
Inputs/ Outputs	
number of digital inputs	0
Supply voltage	
type of voltage of the supply voltage	DC
supply voltage 1 at DC rated value	24 V
• minimum permissible	20.4 V
• maximum permissible	28.8 V
supply voltage of DC supply	24 V
ampacity maximum	7 A
Installation/ mounting/ dimensions	
mounting position	vertical, horizontal
fastening method	DIN rail
height	215 mm
width	30 mm

depth	75 mm
required spacing with side-by-side mounting	
• upwards	50 mm
• downwards	50 mm
Ambient conditions	
installation altitude at height above sea level maximum	4 000 m; For derating see manual
ambient temperature	
• during operation	-25 ... +60 °C; For derating see manual
• during storage	-40 ... +70 °C
• during transport	-40 ... +70 °C
environmental category during operation according to IEC 60721	3K6 (no formation of ice, no condensation), 3C3 (no salt mist), 3S2 (sand must not get into the devices)
relative humidity during operation	10 ... 95 %
air pressure according to SN 31205	900 ... 1 060 hPa

Connections/ Terminals	
type of electrical connection	
• for main current circuit	spring-loaded terminals (push-in)
• for auxiliary and control circuit	spring-loaded terminals (push-in)
type of connecting terminal	Push-in terminal
type of connectable conductor cross-sections at the inputs for supply voltage	
• solid	1x 0.5 ... 2.5 mm ²
• finely stranded without core end processing	1x 0,5 ... 2,5 mm ²
• finely stranded with core end processing	1x 0.5 ... 2.5 mm ²
type of connectable conductor cross-sections	
• at the inputs for supply voltage for AWG cables solid	1x 20 ... 12
type of connectable conductor cross-sections for load-side outgoing feeder	
• solid	1x 0,5 ... 2,5 mm ²
• finely stranded without core end processing	1x 0,5 ... 2,5 mm ²
• finely stranded with core end processing	1x 0,5 ... 2,5 mm ²
type of connectable conductor cross-sections for AWG cables for load-side outgoing feeder	1x 20 ... 12
shape of the screwdriver tip	Slot
size of the screwdriver tip	Standard screwdriver 0.6 mm x 3.5 mm

Approvals Certificates

General Product Approval	EMV	Test Certificates
    		Type Test Certificates/Test Report

Maritime application	other	Environment
  		

Environment
Environmental Confirmations

Further information

Information on the packaging
<https://support.industry.siemens.com/cs/ww/en/view/109813875>
Information for data generation and storage
<https://support.industry.siemens.com/cs/ww/en/view/109995012>

Information- and Downloadcenter (Catalogs, Brochures,...)

<https://www.siemens.com/ic10>

Industry Mall (Online ordering system)

<https://mall.industry.siemens.com/mall/en/en/Catalog/product?mlfb=3RK1908-0AP00-0BP0>

Cax online generator

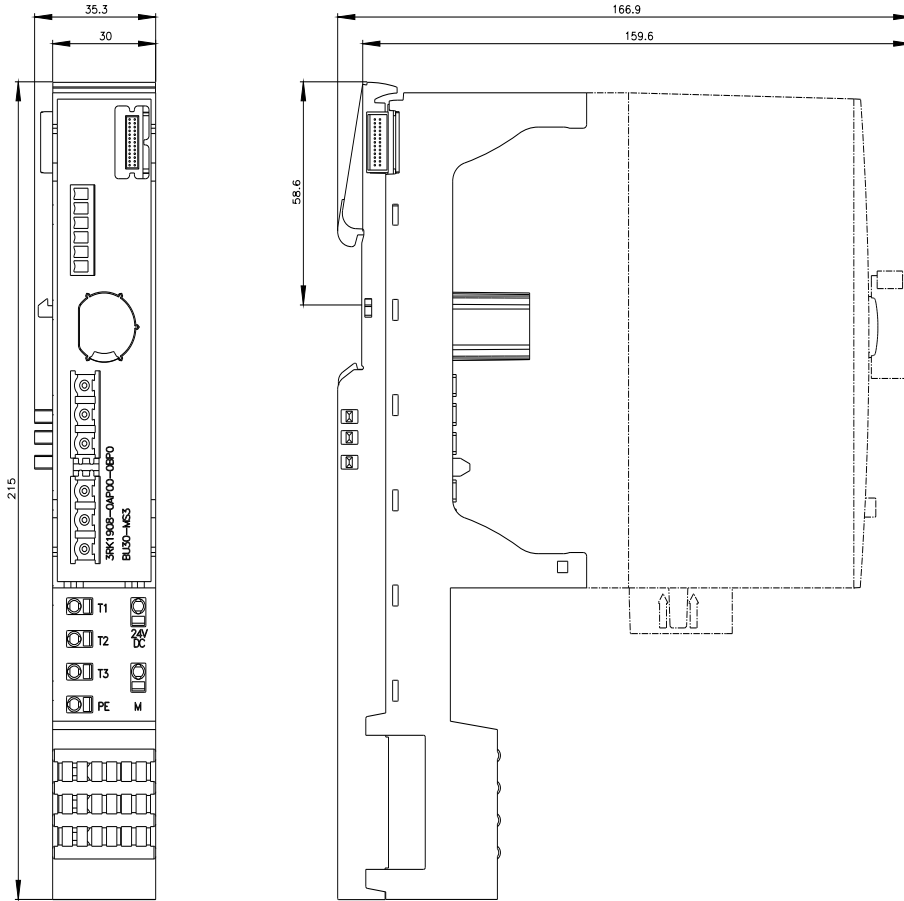
<https://support.automation.siemens.com/WW/CAXorder/default.aspx?lang=en&mlfb=3RK1908-0AP00-0BP0>

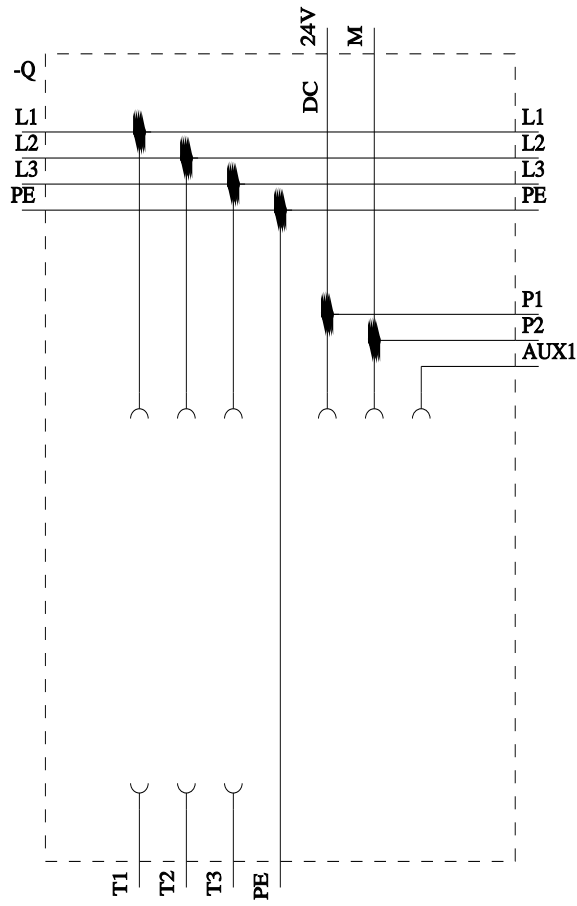
Service&Support (Manuals, Certificates, Characteristics, FAQs,...)

<https://support.industry.siemens.com/cs/ww/en/ps/3RK1908-0AP00-0BP0>

Image database (product images, 2D dimension drawings, 3D models, device circuit diagrams, EPLAN macros, ...)

https://www.automation.siemens.com/bilddb/cax_de.aspx?mlfb=3RK1908-0AP00-0BP0&lang=en





last modified:

8/18/2025 