













AS-i compact module K60 digital 2 x (2 DI/2 DQ), IP67 2 x 2 inputs, maximum 200 mA 2 x 2 outputs, 1 A, 24 V DC 4 x M12 standard socket Y assignment Mounting plate 3RK1901-0CA00 must be ordered separately

General technical data	
design of the product	digital I/O modules for operation in the field, IP67 - K60
Type	2x2 inputs / 2x2 outputs
design of the slave type	standard slave
I/O configuration	7
ID/ID2 code	F/F
Number I/O sockets	4
type of electrical connection of the inputs and outputs	M12 screw-type terminals
AS interface total current input max	270 mA
operating voltage according to AS-Interface specification	26.5 ... 31.6 V
Ground terminal	PIN5 of each M12 socket is connected to the grounding wrist strap in the mounting plate using a pin
Addressing	front addressing socket
Delivery note	the modules are delivered without mounting plate
Note 2	An external additional supply (AUX POWER) of 20 to 30 V DC is required for the supply of the output circuits. The additional supply must comply with VDE 0106 (PELV), protection class III.
Sensor supply	
type of voltage supply for sensor supply	using AS-Interface
input voltage	20 ... 30 V
property of the sensor supply short-circuit and overload resistant	Yes
ampacity of the sensor supply for all inputs	
• at ambient temperature 40 °C	200 mA
Inputs	
number of digital inputs	4
type of connection technology	2- and 3-wire technology
Input circuit	PNP transistor
type of voltage of the input voltages	DC
Inputs switching level High min	10 V
input current at digital input	
• for signal <1> minimum	6 mA
• with signal <0> maximum	1.5 mA
Inputs	
• sensor supply using AS-Interface	short-circuit and overload resistant
• socket assignment	
— PIN 1	sensor supply L+
— PIN 2	data input II
— PIN 3	sensor supply L-
— PIN 4	data input I
— PIN 5	ground terminal

design of the pin assignment of the inputs	Y assignment	
Outputs		
number of digital outputs	4	
type of voltage of output voltages	DC	
Outputs external power supply 24 V DC	using black AS-Interface flat cable	
ampacity of the semiconductor output at DC-13 at 24 V	1 A	
Outputs aggregate current max	4 A	
type of switching output	PNP transistor	
design of the pin assignment of the outputs	Y assignment	
Outputs socket assignment	3 = "-", 2/4 = output, 5 = ground terminal	
property of the output short-circuit proof	Yes	
Outputs		
• short-circuit protection	built-in	
• induction protection	built-in	
• watchdog	built-in	
Assignment of the data bits		
Assignment of data bits		
• socket	PIN 4 = IN1 (D0), PIN 2 = IN2 (D1)	
• socket 2	not assigned (closed)	
• socket 3	PIN 4 = IN3 (D2), PIN 2 = IN4 (D3)	
• socket 4	not assigned (closed)	
• socket 5	PIN4 = OUT1 (D0), PIN2 = OUT2 (D1)	
• socket 6	not assigned (closed)	
• socket 7	PIN4 = OUT3 (D2), PIN2 = OUT4 (D3)	
• socket 8	not assigned (closed)	
Ambient conditions		
ambient temperature		
• during operation	-25 ... +85 °C	
• during storage	-40 ... +85 °C	
protection class IP	IP67	
Display		
Status display		
• display of I/Os	yellow LED	
• display of Uaux	green LED	
• display of AS-Interface/diagnostics	green/red LED	
Mechanical data		
width	60 mm	
height	152 mm	
depth	29 mm	
fastening method	standard rail mounting/wall mounting using mounting plate for K60 compact module	
shock resistance	15g / 11 ms	
Certificates/ approvals		
General Product Approval	EMV	
  EG-Konf.  UL   RCM  KC		
Test Certificates	Maritime application	other
Special Test Certificate	   	Confirmation
other	Environment	Industrial Communication



Further information

Information on the packaging

<https://support.industry.siemens.com/cs/ww/en/view/109813875>

Information for data generation and storage

<https://support.industry.siemens.com/cs/ww/en/view/109995012>

Information- and Downloadcenter (Catalogs, Brochures,...)

<https://www.siemens.com/ic10>

Industry Mall (Online ordering system)

<https://mall.industry.siemens.com/mall/en/en/Catalog/product?mlfb=3RK1400-1DQ02-0AA3>

Cax online generator

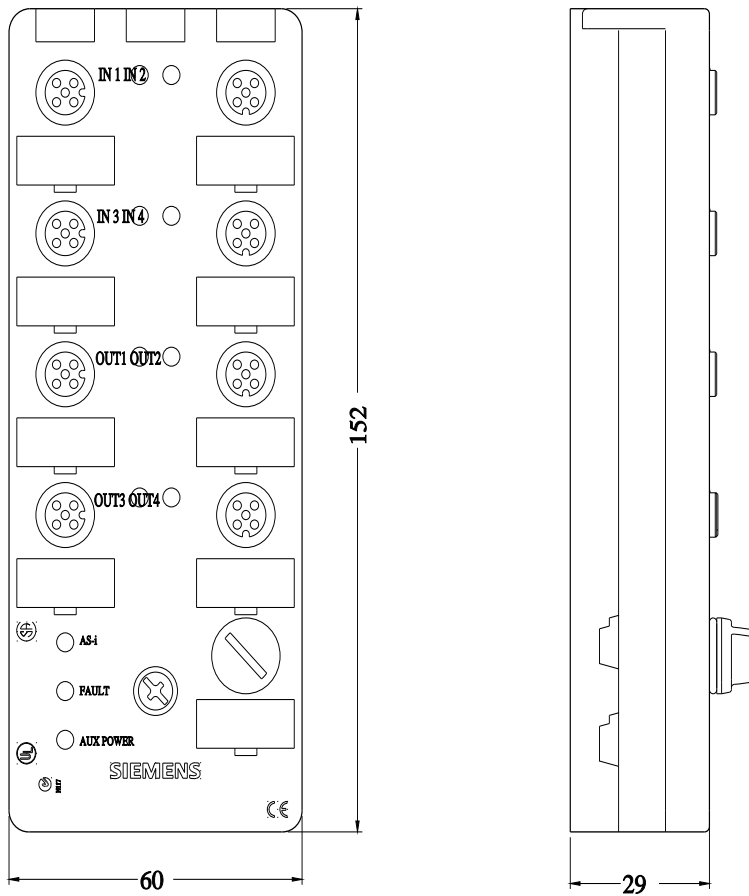
<https://support.automation.siemens.com/WW/CAXorder/default.aspx?lang=en&mlfb=3RK1400-1DQ02-0AA3>

Service&Support (Manuals, Certificates, Characteristics, FAQs,...)

<https://support.industry.siemens.com/cs/ww/en/ps/3RK1400-1DQ02-0AA3>

Image database (product images, 2D dimension drawings, 3D models, device circuit diagrams, EPLAN macros, ...)

https://www.automation.siemens.com/bilddb/cax_de.aspx?mlfb=3RK1400-1DQ02-0AA3&lang=en



last modified:

4/1/2025