



SIRIUS motor starter M200D technology module reversing starter mechanical switching AC-3, 5.5 kW / 400 V 1.5 A...12.00 A electronic overload protection thermistor: thermoclock / PTC with brake contact 400 V AC 4 DI / 2 DO Han Q4/2 - Han Q8/0 via communications module 3RK1305* can be used on PROFIBUS or PROFINET

| | |
|---|--|
| product brand name | SIRIUS |
| product designation | Motor starters |
| design of the product | reversing starter |
| product type designation | M200D |
| product function | |
| • on-site operation | No |
| • control circuit interface to parallel wiring | No |
| insulation voltage rated value | 500 V |
| degree of pollution | 3 |
| surge voltage resistance rated value | 6 000 V |
| maximum permissible voltage for protective separation | |
| • between main and auxiliary circuit | 400 V |
| • between control and auxiliary circuit | 24 V |
| shock resistance | 12g / 11 ms |
| vibration resistance | 7 mm / 2g |
| mechanical service life (operating cycles) of the main contacts typical | 10 000 000 |
| type of coordination | 1 |
| Substance Prohibitance (Date) | 07/01/2006 |
| SVHC substance name | Lead - 7439-92-1 Lead monoxide (lead oxide) - 1317-36-8 2,2',6,6'-tetrabromo-4,4'-isopropylidenediphenol - 79-94-7 |
| Weight | 4.1 kg |
| product function | |
| • direct start | No |
| • reverse starting | Yes |
| product component motor brake output | Yes |
| product feature | |
| • brake control with 230 V AC | Yes |
| • brake control with 400 V AC | Yes |
| • brake control with 24 V DC | No |
| • brake control with 180 V DC | No |
| • brake control with 500 V DC | No |
| product extension braking module for brake control | No |
| product function short circuit protection | Yes |
| design of short-circuit protection | circuit-breakers |
| maximum short-circuit current breaking capacity (Icu) | |
| • at 400 V rated value | 50 000 A |
| • at 500 V rated value | 50 000 A |
| EMC emitted interference according to IEC 60947-1 | CISPR11, ambience A (industrial sector) |
| EMC immunity according to IEC 60947-1 | corresponds to degree of severity 3, ambience A (industrial sector) |

| | |
|---|---|
| conducted interference | |
| <ul style="list-style-type: none"> • due to burst according to IEC 61000-4-4 • due to conductor-earth surge according to IEC 61000-4-5 • due to conductor-conductor surge according to IEC 61000-4-5 | 2 kV network connection / 1 kV control connection 2 kV 1 kV |
| Safety related data | |
| proportion of dangerous failures | |
| <ul style="list-style-type: none"> • with low demand rate according to SN 31920 • with high demand rate according to SN 31920 | 50 % 75 % |
| B10 value with high demand rate according to SN 31920 | 1 000 000 |
| failure rate [FIT] with low demand rate according to SN 31920 | 100 FIT |
| IEC 61508 | |
| T1 value for proof test interval or service life according to IEC 61508 | 20 a |
| Electrical Safety | |
| touch protection against electrical shock | finger-safe |
| Main circuit | |
| number of poles for main current circuit | 3 |
| design of the switching contact | electromechanical |
| adjustable current response value current of the current-dependent overload release | 1.5 ... 12 A |
| type of the motor protection | full motor protection |
| operating voltage rated value | 200 ... 440 V |
| operational current | |
| <ul style="list-style-type: none"> • at AC at 400 V rated value • at AC-3 at 400 V rated value | 12 A 12 A |
| operating power | |
| <ul style="list-style-type: none"> • at AC-3 <ul style="list-style-type: none"> — at 400 V rated value — at 500 V rated value • at AC-3e <ul style="list-style-type: none"> — at 400 V rated value — at 500 V rated value | 5.5 kW 5 500 W 6 kW 5.5 kW |
| product function | |
| <ul style="list-style-type: none"> • digital inputs parameterizable • digital outputs parameterizable | Yes Yes |
| number of digital inputs | 4 |
| number of sockets | |
| <ul style="list-style-type: none"> • for digital output signals • for digital input signals | 2 4 |
| number of digital outputs | 2 |
| Supply voltage | |
| type of voltage of the supply voltage | DC |
| Control circuit/ Control | |
| type of voltage of the control supply voltage | DC |
| control supply voltage 1 at DC rated value | 20.4 ... 28.8 V |
| control supply voltage 1 at DC | 20.4 ... 28.8 V |
| control current at DC | |
| <ul style="list-style-type: none"> • in standby mode of operation • during operation | 100 mA 0.6 A |
| power loss [W] in auxiliary and control circuit | |
| <ul style="list-style-type: none"> • in switching state OFF with bypass circuit • in switching state ON with bypass circuit | 1.9584 W 5.04 W |
| Response times | |
| ON-delay time | 85 ms |
| OFF-delay time | 65 ms |
| mounting position | vertical, horizontal, flat |
| mounting position recommended | horizontal |
| fastening method | screw fixing |
| height | 215 mm |
| width | 294 mm |

| | |
|--|---------------------------------------|
| depth | 148 mm |
| Ambient conditions | |
| installation altitude at height above sea level maximum | 2 000 m |
| ambient temperature | |
| • during operation | -25 ... +55 °C |
| • during storage | -40 ... +70 °C |
| • during transport | -40 ... +70 °C |
| relative humidity during operation | 10 ... 95 % |
| protocol is supported | |
| • PROFIBUS DP protocol | No |
| • PROFINET protocol | No |
| design of the interface | |
| • AS-Interface protocol | No |
| • PROFINET protocol | No |
| • PROFIBUS DP protocol | No |
| product function bus communication | Yes |
| protocol is supported AS-Interface protocol | No |
| product function control circuit interface with IO link | No |
| type of electrical connection | |
| • for main current circuit | plug according to ISO 23570, HAN Q4/2 |
| • for auxiliary and control circuit | connector |
| type of electrical connection | |
| • 1 for digital input signals | M12 socket |
| • 1 for digital output signals | M12 socket |
| • 2 for digital input signals | M12 socket |
| • 3 for digital input signals | M12 socket |
| • 4 for digital input signals | M12 socket |
| full-load current (FLA) for 3-phase AC motor at 480 V rated value | 11 A |
| yielded mechanical performance [hp] | |
| • for 3-phase AC motor | |
| — at 220/230 V rated value | 3 hp |
| — at 460/480 V rated value | 7.5 hp |
| — at 575/600 V rated value | 10 hp |
| operating voltage at AC at 60 Hz according to CSA and UL rated value | 600 V |

Approvals Certificates

| | |
|--------------------------|-----|
| General Product Approval | EMV |
|--------------------------|-----|



| | | | | |
|-------------------|-------|-----------------|-------------|--------------------------|
| Test Certificates | other | Dangerous goods | Environment | Industrial Communication |
|-------------------|-------|-----------------|-------------|--------------------------|

[Type Test Certificates/Test Report](#)



[Confirmation](#)

[Transport Information](#)

[Environmental Conformations](#)



Further information

Information on the packaging

<https://support.industry.siemens.com/cs/ww/en/view/109813875>

Information for data generation and storage

<https://support.industry.siemens.com/cs/ww/en/view/109995012>

Information- and Downloadcenter (Catalogs, Brochures,...)

<https://www.siemens.com/ic10>

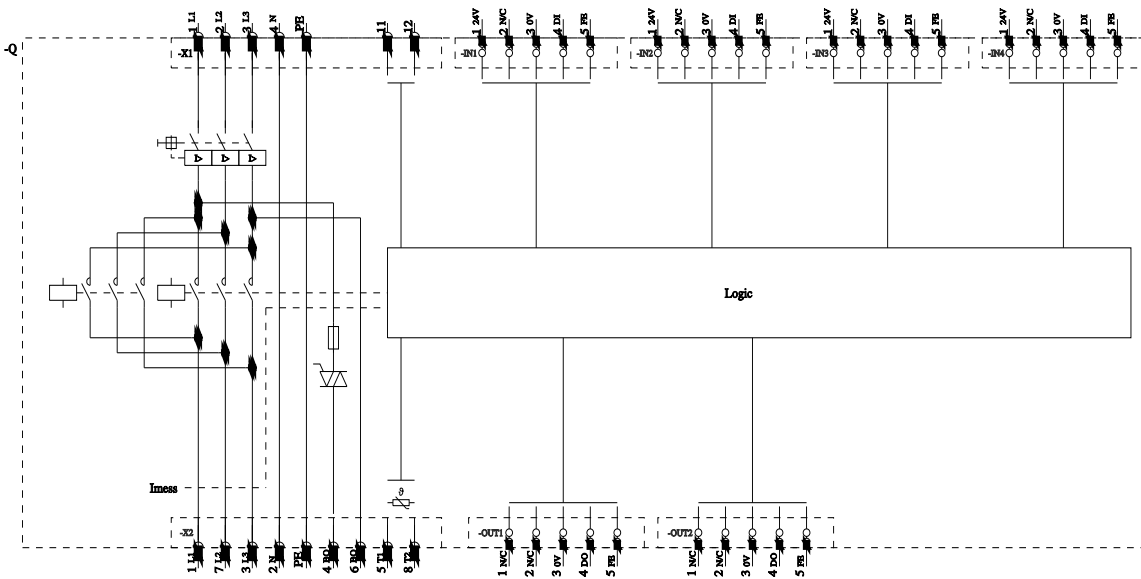
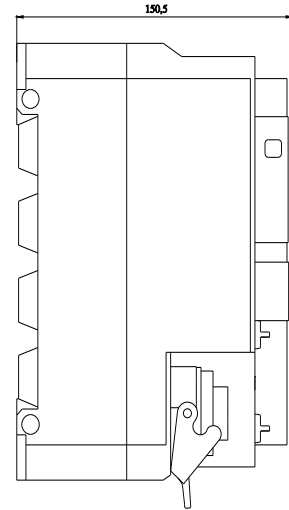
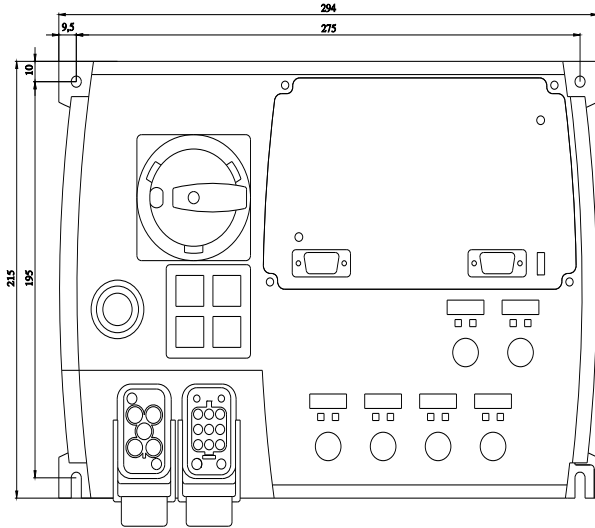
Industry Mall (Online ordering system)

<https://mall.industry.siemens.com/mall/en/en/Catalog/product?mlfb=3RK1395-6LS41-1AD3>

Cax online generator

<https://support.automation.siemens.com/WW/CAXorder/default.aspx?lang=en&mlfb=3RK1395-6LS41-1AD3>

Service&Support (Manuals, Certificates, Characteristics, FAQs,...)



last modified:

4/2/2025 