



SIRIUS motor starter M200D AS-i communication: AS-Interface reversing starter standard electronic switching AC-3, 0.75 kW/400 V 0.15 A...2.00 A electronic overload protection thermistor: thermoclick / PTC without brake contact 4 DI / 1 DO AS-i Han Q4/2 - Han Q8/0

| | |
|--|---|
| product brand name | SIRIUS |
| product designation | Motor starters |
| design of the product | reversing starter |
| product type designation | M200D |
| product function | |
| • on-site operation | No |
| • control circuit interface to parallel wiring | No |
| insulation voltage rated value | 500 V |
| degree of pollution | 3 |
| surge voltage resistance rated value | 6 000 V |
| maximum permissible voltage for protective separation | |
| • between main and auxiliary circuit | 400 V |
| • between control and auxiliary circuit | 24 V |
| shock resistance | 12g / 11 ms |
| vibration resistance | 7 mm / 2g |
| type of coordination | 1 |
| Substance Prohibitance (Date) | 07/01/2006 |
| SVHC substance name | Lead - 7439-92-1 Lead monoxide (lead oxide) - 1317-36-8 2,2',6,6'-tetrabromo-4,4'-isopropylidenediphenol - 79-94-7 6,6'-di-tert-butyl-2,2'-methylenedi-p-cresol - 119-47-1 |
| Weight | 4.964 kg |
| product function | |
| • direct start | No |
| • reverse starting | Yes |
| product component motor brake output | No |
| product feature | |
| • brake control with 230 V AC | No |
| • brake control with 400 V AC | No |
| • brake control with 24 V DC | No |
| • brake control with 180 V DC | No |
| • brake control with 500 V DC | No |
| product extension braking module for brake control | No |
| product function short circuit protection | Yes |
| design of short-circuit protection | circuit-breakers |
| maximum short-circuit current breaking capacity (Icu) | |
| • at 400 V rated value | 50 000 A |
| • at 500 V rated value | 20 000 A |
| EMC emitted interference according to IEC 60947-1 | CISPR11, ambience A (group 2) |
| EMC immunity according to IEC 60947-1 | corresponds to degree of severity 3, ambience A (industrial sector) |
| conducted interference | |

- due to burst according to IEC 61000-4-4
- due to conductor-earth surge according to IEC 61000-4-5
- due to conductor-conductor surge according to IEC 61000-4-5

2 kV network connection / 1 kV control connection
2 kV
1 kV

Safety related data

| | |
|---|--------------|
| proportion of dangerous failures | |
| <ul style="list-style-type: none"> • with low demand rate according to SN 31920 • with high demand rate according to SN 31920 | 50 % 75 % |
| B10 value with high demand rate according to SN 31920 | 1 000 000 |
| failure rate [FIT] with low demand rate according to SN 31920 | 100 FIT |
| IEC 61508 | |
| T1 value for proof test interval or service life according to IEC 61508 | 20 a |
| Electrical Safety | |
| touch protection against electrical shock | finger-safe |

Main circuit

| | |
|---|-------------------------------------|
| number of poles for main current circuit | 3 |
| design of the switching contact | solid-state / thyristor / 2 phases |
| adjustable current response value current of the current-dependent overload release | 0.15 ... 2 A |
| type of the motor protection | full motor protection |
| operating voltage rated value | 200 ... 440 V |
| operational current | |
| <ul style="list-style-type: none"> • at AC at 400 V rated value • at AC-3 at 400 V rated value | 2 A 2 A |
| operating power | |
| <ul style="list-style-type: none"> • at AC-3 <ul style="list-style-type: none"> — at 400 V rated value — at 500 V rated value • at AC-3e <ul style="list-style-type: none"> — at 400 V rated value — at 500 V rated value | 0.75 kW 750 W 1 kW 0.75 kW |
| product function | |
| <ul style="list-style-type: none"> • digital inputs parameterizable • digital outputs parameterizable | Yes Yes |
| number of digital inputs | 4 |
| number of sockets | |
| <ul style="list-style-type: none"> • for digital output signals • for digital input signals | 1 4 |
| number of digital outputs | 1 |

Supply voltage

| | |
|--|------------------|
| type of voltage of the supply voltage | DC |
| supply voltage 1 at DC | 24 V |
| supply voltage 1 at DC rated value | 30 V |
| <ul style="list-style-type: none"> • minimum permissible • maximum permissible | 26.5 V 31.6 V |

Control circuit/ Control

| | |
|---|----------------------|
| type of voltage of the control supply voltage | DC |
| control supply voltage at DC rated value | 20.4 ... 28.8 V |
| control supply voltage 1 at DC rated value | 24 V |
| control supply voltage 1 at DC rated value | 20.4 ... 28.8 V |
| control supply voltage 1 at DC | 20.4 ... 28.8 V |
| control current at DC | |
| <ul style="list-style-type: none"> • in standby mode of operation • during operation | 100 mA 600 mA |
| power loss [W] in auxiliary and control circuit | |
| <ul style="list-style-type: none"> • in switching state OFF with bypass circuit • in switching state ON with bypass circuit | 1.9872 W 6.9696 W |

Response times

| | |
|-----------------------|-------|
| ON-delay time | 25 ms |
| OFF-delay time | 35 ms |

| | |
|--------------------------------------|----------------------------|
| mounting position | vertical, horizontal, flat |
| mounting position recommended | horizontal |
| fastening method | screw fixing |
| height | 215 mm |
| width | 294 mm |
| depth | 159 mm |

Ambient conditions

| | |
|--|---------------------------------------|
| installation altitude at height above sea level maximum | 2 000 m |
| ambient temperature | |
| • during operation | -25 ... +55 °C |
| • during storage | -40 ... +70 °C |
| • during transport | -40 ... +70 °C |
| relative humidity during operation | 10 ... 95 % |
| protocol is supported | |
| • PROFIBUS DP protocol | No |
| • PROFINET protocol | No |
| design of the interface | |
| • AS-Interface protocol | Yes |
| • PROFINET protocol | No |
| • PROFIBUS DP protocol | No |
| product function bus communication | Yes |
| protocol is supported AS-Interface protocol | Yes |
| product function control circuit interface with IO link | No |
| type of electrical connection of the communication interface | M12 plug |
| type of electrical connection | |
| • for main current circuit | plug according to ISO 23570, HAN Q4/2 |
| • for auxiliary and control circuit | connector |
| type of electrical connection | |
| • 1 for digital input signals | M12 socket |
| • 1 for digital output signals | M12 socket |
| • 2 for digital input signals | M12 socket |
| • 3 for digital input signals | M12 socket |
| • 4 for digital input signals | M12 socket |
| type of electrical connection | |
| • at the manufacturer-specific device interface | optical interface |
| • for device addressing | M12 plug |
| • for supply voltage line-side | M12 plug |
| full-load current (FLA) for 3-phase AC motor at 480 V rated value | 1.6 A |
| yielded mechanical performance [hp] | |
| • for 3-phase AC motor | |
| — at 460/480 V rated value | 0.7 hp |
| operating voltage at AC at 60 Hz according to CSA and UL rated value | 480 V |

Approvals Certificates

| | |
|--------------------------|-----|
| General Product Approval | EMV |
|--------------------------|-----|



| | | | | |
|-------------------|-------|-----------------|-------------|--------------------------|
| Test Certificates | other | Dangerous goods | Environment | Industrial Communication |
|-------------------|-------|-----------------|-------------|--------------------------|

[Type Test Certificates/Test Report](#)



[Confirmation](#)

[Transport Information](#)

[Environmental Conformations](#)



Further information

Information on the packaging

<https://support.industry.siemens.com/cs/ww/en/view/109813875>

Information for data generation and storage

<https://support.industry.siemens.com/cs/ww/en/view/109995012>

Information- and Downloadcenter (Catalogs, Brochures,...)

<https://www.siemens.com/ic10>

Industry Mall (Online ordering system)

<https://mall.industry.siemens.com/mall/en/en/Catalog/product?mlfb=3RK1325-6KS71-1AA0>

Cax online generator

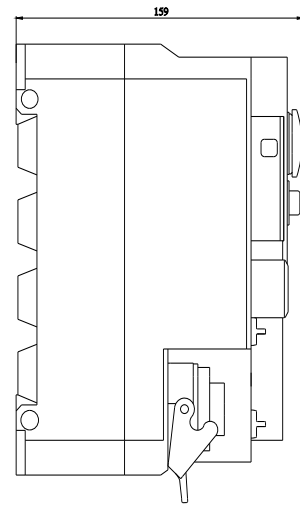
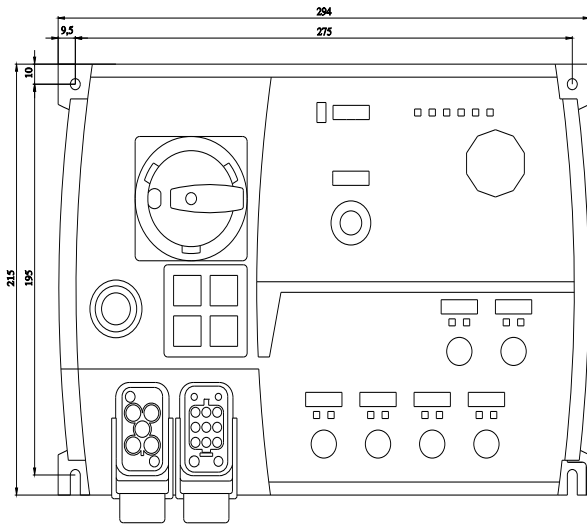
<https://support.automation.siemens.com/WW/CAXorder/default.aspx?lang=en&mlfb=3RK1325-6KS71-1AA0>

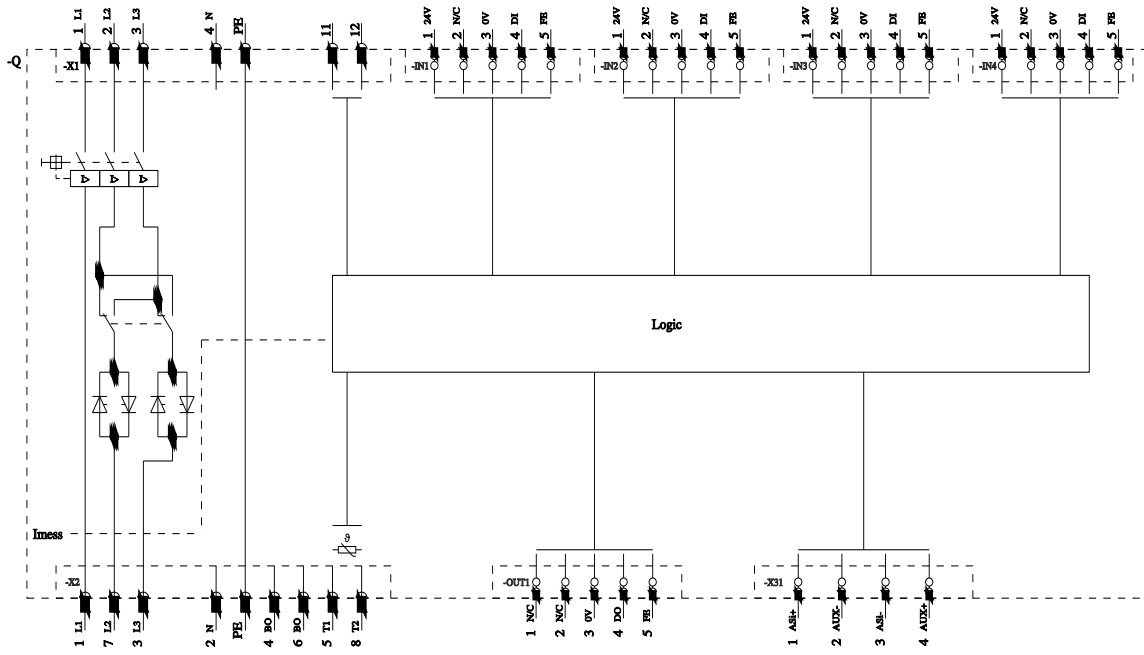
Service&Support (Manuals, Certificates, Characteristics, FAQs,...)

<https://support.industry.siemens.com/cs/ww/en/ps/3RK1325-6KS71-1AA0>

Image database (product images, 2D dimension drawings, 3D models, device circuit diagrams, EPLAN macros, ...)

https://www.automation.siemens.com/bilddb/cax_de.aspx?mlfb=3RK1325-6KS71-1AA0&lang=en





last modified:

4/2/2025 