



AS-i SlimLine Compact module SC22.5, IP20, analog, 4AI-C/V Screw terminals 4 x analog input Inputs switchable C/V Overall width 22.5 mm

product designation	Slimline Compact I/O module for use in the control cabinet
design of the product	AS-i SC22.5, 4AI PT100
product type designation	3RK1
design of the slave type	standard slave
AS-Interface slave profile	S-7.3.E
ID1 code	F; Factory setting, changeable
operating voltage according to AS-Interface specification	18 ... 31.6 V
product function suitable for AS-i Power24V	Yes
consumed current from profile conductors of the AS-Interface	
• at 30 V maximum	200 mA
• at 24 V with AS-i Power24V maximum	250 mA
type of address setting of AS-i slaves	via front addressing socket
Substance Prohibitance (Date)	05/01/2012
SVHC substance name	Lead - 7439-92-1 Lead monoxide (lead oxide) - 1317-36-8 6,6'-di-tert-butyl-2,2'-methylenedi-p-cresol - 119-47-1 Diboron trioxide - 1303-86-2
Weight	0.231 kg
reference code	
• according to EN 61346-2	K
• according to DIN 40719 extended according to IEC 204-2 according to IEC 750	A
shock resistance	15g / 11 ms (modules) or 10g / 11 ms (modules with device connector)
other information	An auxiliary external feed (AUX POWER) of between 20 and 30 V DC is necessary for supplying the output circuits. The auxiliary feed must comply with IEC 60990 (PELV), protection class III.
Digital Inputs	
number of digital inputs	0
number of digital inputs safety-related	0
type of connection technology	2- and 4-wire technology
Sensor supply	
type of voltage supply for sensor supply	AS interface, alternatively U_AUX
ampacity of the sensor supply for all inputs at ambient temperature 40 °C	500 mA
• note	46 mA with supply via AS interface / 500 mA with supply via Uaux
property of the sensor supply short-circuit and overload resistant	Yes
Digital Outputs	
number of digital outputs	0
Analog inputs	
number of analog inputs	4
signal range at the analog input	4 ... 20 mA; +/- 20 mA; 1 ... 5 V; +/- 10 V

consumed current from external auxiliary voltage maximum	500 mA
design of the sensor at the analog input is supported resistor temperature sensor	No
product function input variable parameterizable	Yes
A/D resolution for analog inputs/outputs	16 bit
product function smoothing parameterizable	Yes
set values of the interference frequency for interference voltage suppression	50 / 60 Hz

Analog outputs

number of analog outputs	0
--------------------------	---

Errors/ accuracies

relative symmetrical operational limit relating to input range/output range	1 %; full scale
relative symmetrical basic error limit relating to input range/output range at 25 °C	0.7 %
symmetrical temperature error per K relating to input range/output range	0.01 %/K
relative symmetrical linearity error relating to input range/output range	0.05 %
relative symmetrical repeat accuracy relating to input range/output range in settled state 25 °C	0.1 %

Device connector

capacity of the interface to the device connector	
<ul style="list-style-type: none"> for AS-Interface for external auxiliary voltage 	2 A 4 A

Installation/ mounting/ dimensions

fastening method	screw and snap-on mounting
height	100 mm
width	22.5 mm
depth	120 mm






Ambient conditions

ambient temperature	
<ul style="list-style-type: none"> during operation during storage 	-25 ... +70 °C -40 ... +85 °C

Connections/ Terminals

type of electrical connection of the inputs and outputs	Screw terminals
type of connectable conductor cross-sections	
<ul style="list-style-type: none"> solid finely stranded with core end processing finely stranded without core end processing for AWG cables solid for AWG cables stranded 	1x (0.5 ... 2.5 mm ²), 2x (0.5 ... 1.5 mm ²) 1x (0.25 ... 2.5 mm ²), 2x (0.25 ... 1.0 mm ²) Not permitted 1x (24 ... 14), 2x (24 ... 16) Not permitted

Approvals Certificates

General Product Approval	EMV	Test Certificates
    		Type Test Certificates/Test Report

Maritime application

    	Confirmation
---	------------------------------

Environment Industrial Communication



Further information

Siemens is working on the renewal of the current EAC certificates.

Please contact your local Siemens office on the status of validity of the EAC certification if you intend to import or offer to supply these products to an EAC relevant market (other than the sanctioned EAEU member states Russia or Belarus).

Siemens has decided to exit the Russian market (see here).

<https://press.siemens.com/global/en/pressrelease/siemens-wind-down-russian-business>

Information on the packaging

<https://support.industry.siemens.com/cs/ww/en/view/109813875>

Information for data generation and storage

<https://support.industry.siemens.com/cs/ww/en/view/109995012>

Information- and Downloadcenter (Catalogs, Brochures,...)

<https://www.siemens.com/ic10>

Industry Mall (Online ordering system)

<https://mall.industry.siemens.com/mall/en/en/Catalog/product?mlfb=3RK1207-0CE00-2AA2>

Cax online generator

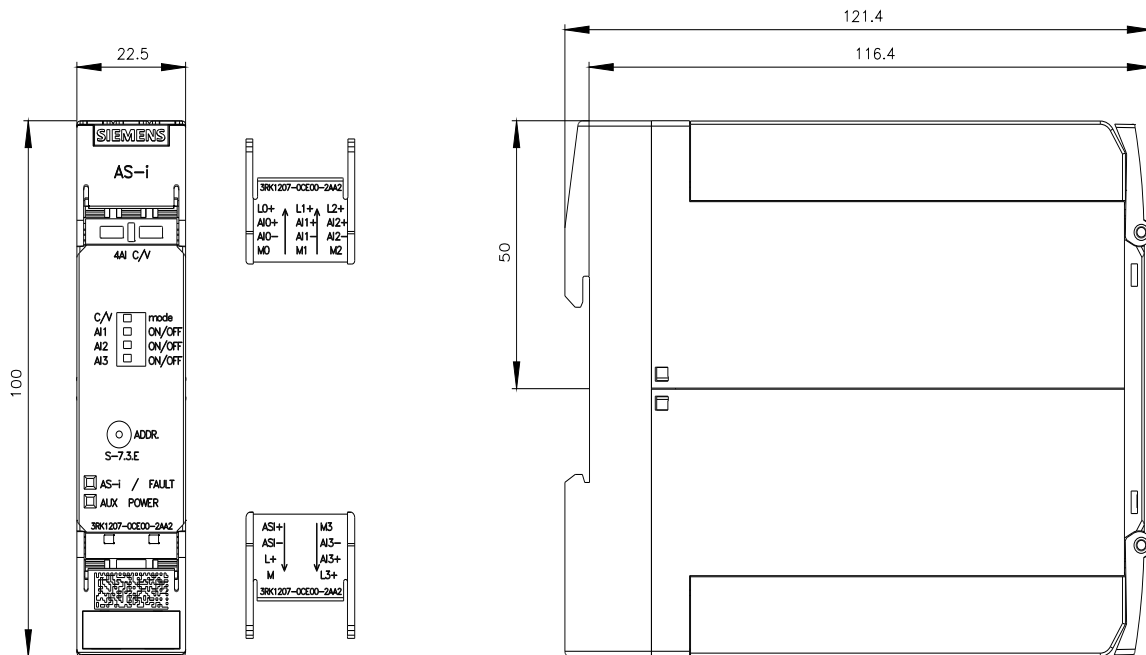
<https://support.automation.siemens.com/WW/CAXorder/default.aspx?lang=en&mlfb=3RK1207-0CE00-2AA2>

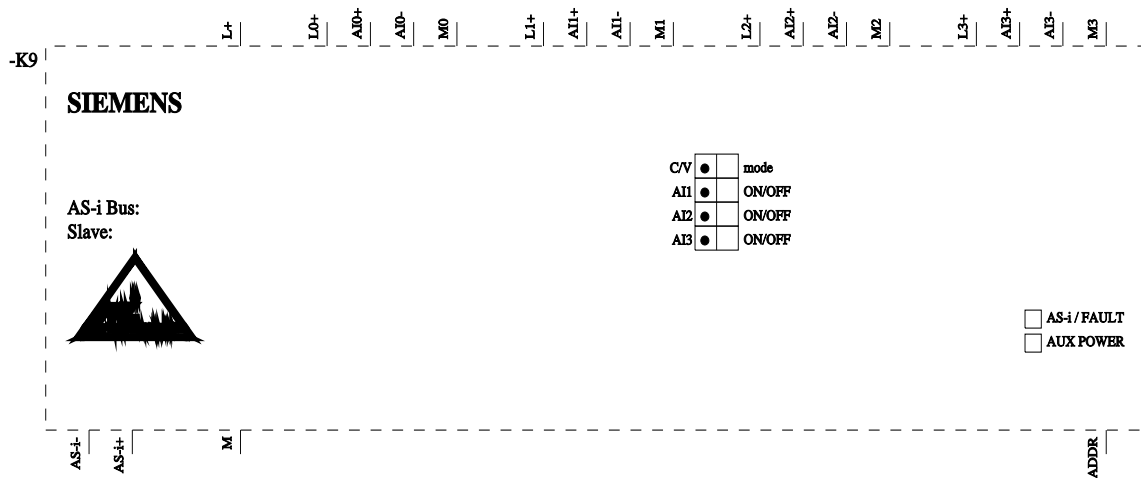
Service&Support (Manuals, Certificates, Characteristics, FAQs,...)

<https://support.industry.siemens.com/cs/ww/en/ps/3RK1207-0CE00-2AA2>

Image database (product images, 2D dimension drawings, 3D models, device circuit diagrams, EPLAN macros, ...)

https://www.automation.siemens.com/bilddb/cax_de.aspx?mlfb=3RK1207-0CE00-2AA2&lang=en





last modified:

4/2/2025 