





auxiliary switch, lateral, 1 NO + 1 NC, on the left: 41/42, 53/54, on the right: 21/22, 33/34, current path: 1 NC, 1 NO, spring-loaded terminal, for contactors 3RT2 and contactor relays 3RH2

| | |
|--|---------------------------|
| product brand name | SIRIUS |
| product category | Auxiliary switch |
| product designation | auxiliary switch |
| design of the product | first laterally mountable |
| product type designation | 3RH29 |
| suitability for use | for 3RT2.1 |
| General technical data | |
| insulation voltage with degree of pollution 3 at AC rated value | 690 V |
| surge voltage resistance rated value | 6 kV |
| protection class IP on the front | IP20 |
| mechanical service life (operating cycles) typical | 1 000 000 |
| electrical endurance (operating cycles) at AC-15 at 230 V typical | 200 000 |
| Substance Prohibition (Date) | 10/01/2009 |
| Weight | 50 g |
| number of NC contacts for auxiliary contacts | |
| • instantaneous contact | 1 |
| • lagging switching | 0 |
| number of NO contacts for auxiliary contacts | |
| • instantaneous contact | 1 |
| • leading contact | 0 |
| number of CO contacts of auxiliary contacts instantaneous contact | 0 |
| operational current at AC-15 at 690 V rated value | 1 A |
| operational current of auxiliary contacts at AC-12 | |
| • at 24 V | 10 A |
| • at 230 V | 10 A |
| operational current of auxiliary contacts at AC-14 | |
| • at 125 V | 6 A |
| • at 250 V | 6 A |
| operational current of auxiliary contacts at AC-12 maximum | 10 A |
| operational current of auxiliary contacts at AC-15 | |
| • at 24 V | 6 A |
| • at 230 V | 6 A |
| • at 400 V | 3 A |
| operational current of auxiliary contacts at DC-12 | |
| • at 24 V | 10 A |
| • at 110 V | 3 A |
| • at 220 V | 1 A |
| operational current with 2 current paths in series at DC-12 | |
| • at 24 V rated value | 10 A |

| | |
|---|---|
| <ul style="list-style-type: none"> • at 60 V rated value • at 110 V rated value • at 220 V rated value • at 440 V rated value • at 600 V rated value | 10 A 4 A 2 A 1.3 A 0.65 A |
| operational current with 3 current paths in series at DC-12 <ul style="list-style-type: none"> • at 24 V rated value • at 60 V rated value • at 110 V rated value • at 220 V rated value • at 440 V rated value • at 600 V rated value | 10 A 10 A 10 A 3.6 A 2.5 A 1.8 A |
| operational current with 2 current paths in series at DC-13 <ul style="list-style-type: none"> • at 24 V rated value • at 60 V rated value • at 110 V rated value • at 220 V rated value • at 440 V rated value • at 600 V rated value | 10 A 3.5 A 1.3 A 0.9 A 0.2 A 0.1 A |
| operational current with 3 current paths in series at DC-13 <ul style="list-style-type: none"> • at 24 V rated value • at 60 V rated value • at 110 V rated value • at 220 V rated value • at 440 V rated value • at 600 V rated value | 10 A 4.7 A 3 A 1.2 A 0.5 A 0.26 A |
| operational current of auxiliary contacts at DC-13 <ul style="list-style-type: none"> • at 24 V • at 48 V • at 60 V • at 110 V • at 125 V • at 220 V • at 250 V | 6 A 2 A 2 A 1 A 0.9 A 0.3 A 0.3 A |
| design of the miniature circuit breaker for short-circuit protection of the auxiliary circuit up to 230 V | C characteristic: 10 A; 0.4 kA |
| contact reliability of auxiliary contacts | 1 faulty switching per 100 million (17 V, 1 mA) |
| Ambient conditions | |
| ambient temperature <ul style="list-style-type: none"> • during operation • during storage | -25 ... +60 °C -55 ... +80 °C |
| Environmental footprint | |
| Environmental Product Declaration (EPD) | Yes |
| global warming potential [CO2 eq] total | 0.788 kg |
| global warming potential [CO2 eq] during manufacturing | 0.2 kg |
| global warming potential [CO2 eq] during operation | 0.56 kg |
| global warming potential [CO2 eq] after end of life | 0.03 kg |
| Safety related data | |
| product function <ul style="list-style-type: none"> • mirror contact according to IEC 60947-4-1 • positively driven operation according to IEC 60947-5-1 | Yes; with 3RT2 No |
| Short-circuit protection | |
| design of the miniature circuit breaker for short-circuit protection of the auxiliary circuit up to 230 V | C characteristic: 10 A; 0.4 kA |
| design of the fuse link for short-circuit protection of the auxiliary switch required | gG: 10 A (690 V, 1 kA) |
| Installation/ mounting/ dimensions | |
| fastening method | snap-on mounting |
| height | 64.8 mm |
| width | 10 mm |
| depth | 66 mm |

| Connections/ Terminals | |
|---|-----------------------------------|
| type of electrical connection for auxiliary and control circuit | spring-loaded terminals |
| connectable conductor cross-section for auxiliary contacts | |
| • solid or stranded | 0.5 ... 2.5 mm ² |
| • finely stranded with core end processing | 0.5 ... 2.5 mm ² |
| • finely stranded without core end processing | 0.5 ... 2.5 mm ² |
| type of connectable conductor cross-sections | |
| • for auxiliary contacts | |
| — solid or stranded | 2x (0.5 ... 2.5 mm ²) |
| — finely stranded with core end processing | 2x (0.5 ... 1.5 mm ²) |
| — finely stranded without core end processing | 2x (0.5 ... 2.5 mm ²) |
| • for AWG cables for auxiliary contacts | 2x (20 ... 14) |
| AWG number as coded connectable conductor cross section for auxiliary contacts | 20 ... 14 |

Approvals Certificates

| General Product Approval | EMV | Test Certificates |
|---|---|--|
|   | KC  |  Special Test Certificate |


Maritime application

| | | |
|---|---|---|
|   |   |   |
|---|---|---|

Maritime application other Railway

| | | | | | |
|---|-------------------------------|---|------------------------------|---|--|
|  | Miscellaneous |  | Confirmation |  | Special Test Certificate |
|---|-------------------------------|---|------------------------------|---|--|

Environment

| | |
|---|---|
|  | Environmental Confirmations |
|---|---|

Further information

Information on the packaging
<https://support.industry.siemens.com/cs/ww/en/view/109813875>

Information for data generation and storage
<https://support.industry.siemens.com/cs/ww/en/view/109995012>

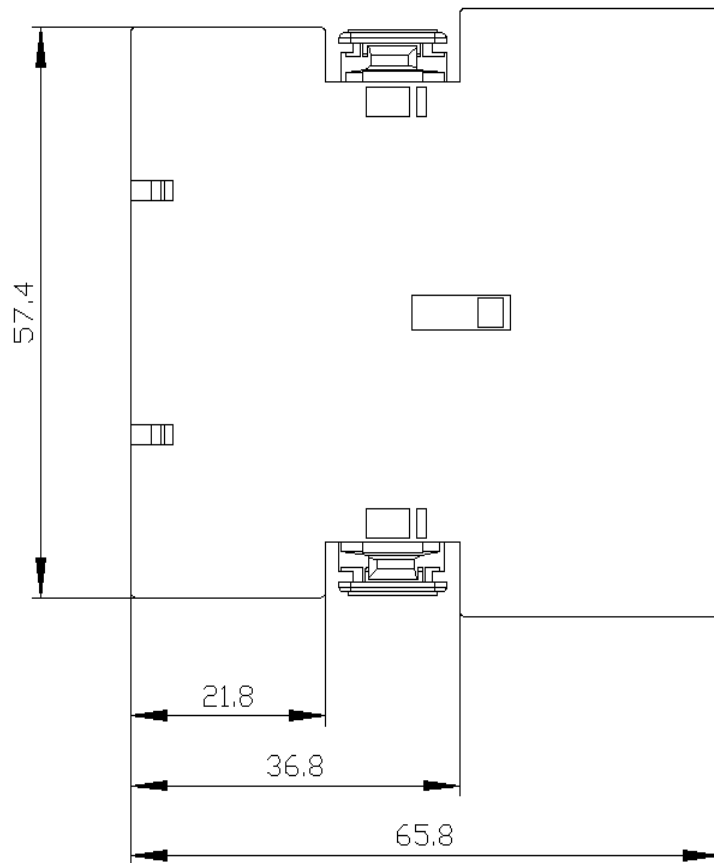
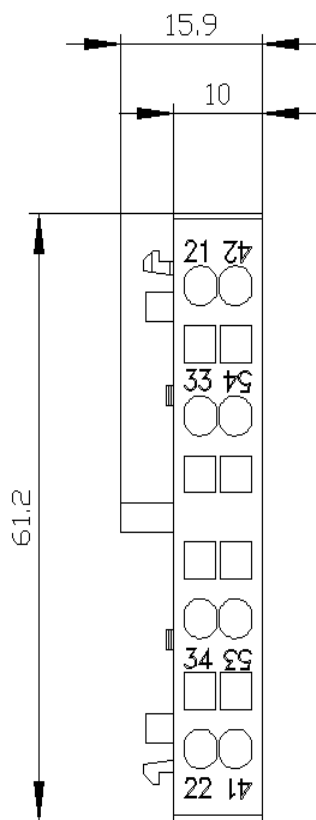
Information- and Downloadcenter (Catalogs, Brochures,...)
<https://www.siemens.com/ic10>

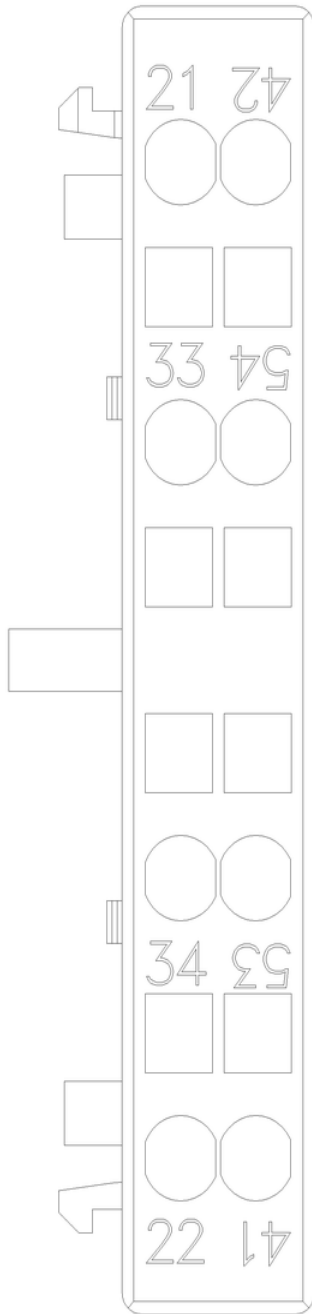
Industry Mall (Online ordering system)
<https://mall.industry.siemens.com/mall/en/en/Catalog/product?mlfb=3RH2916-2DA11>

Cax online generator
<https://support.automation.siemens.com/WW/CAXorder/default.aspx?lang=en&mlfb=3RH2916-2DA11>

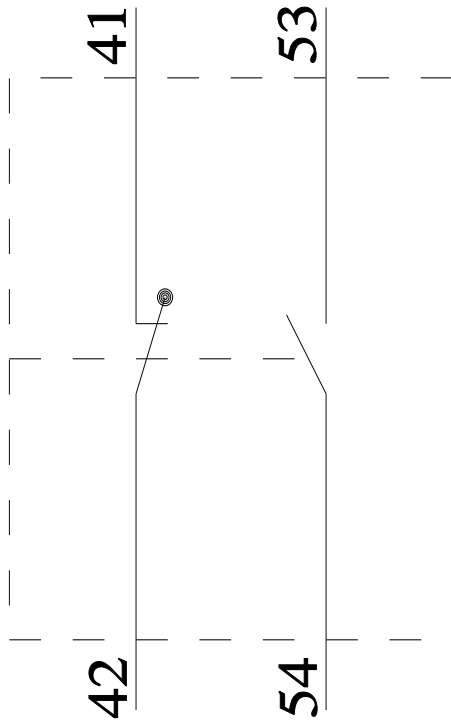
Service&Support (Manuals, Certificates, Characteristics, FAQs,...)
<https://support.industry.siemens.com/cs/ww/en/ps/3RH2916-2DA11>

Image database (product images, 2D dimension drawings, 3D models, device circuit diagrams, EPLAN macros, ...)
https://www.automation.siemens.com/bilddb/cax_de.aspx?mlfb=3RH2916-2DA11&lang=en

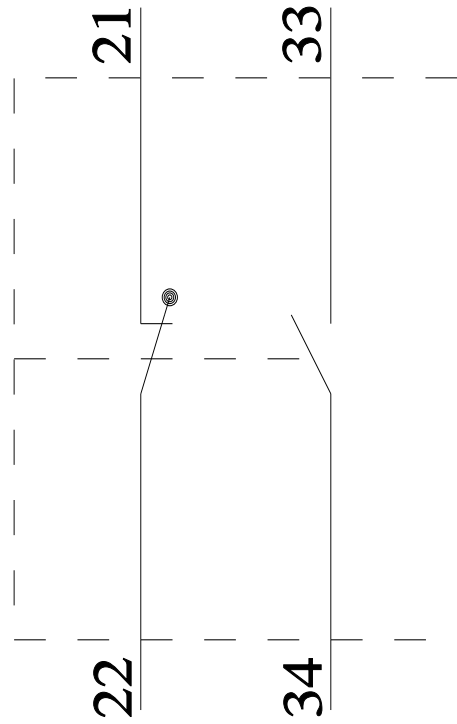




Links / left



Rechts / right



last modified:

9/8/2025 