

auxiliary switch, solid-state compatible, on the front, 2 NC, .1/2, --/--, --/--, .1/2, current path: 1 NC (solid-state compatible), --, --, 1 NC (solid-state compatible), spring-loaded terminal, for contactors 3RT2 and contactor relays 3RH2

product brand name	SIRIUS
product category	Auxiliary switch
product designation	auxiliary switch
design of the product	for snapping onto the front
product type designation	3RH29
suitability for use	for 3RT2.1, 3RT2.2, 3RT2.3, 3RT2.4, 3RH2
General technical data	
insulation voltage with degree of pollution 3 at AC rated value	690 V
surge voltage resistance rated value	6 kV
protection class IP on the front	IP20
mechanical service life (operating cycles) typical	5 000 000
Substance Prohibition (Date)	10/01/2009
Weight	0.048 kg
number of NC contacts for auxiliary contacts	
• instantaneous contact	2
• lagging switching	0
number of NO contacts for auxiliary contacts	
• instantaneous contact	0
• leading contact	0
number of CO contacts of auxiliary contacts instantaneous contact	0
operational current of auxiliary contacts at DC-13	
• at 24 V	0.3 A
• at 48 V	0.3 A
• at 60 V	0.3 A
contact reliability of auxiliary contacts	one incorrect switching operation of 100 million switching operations (5 V, 1 mA)
Ambient conditions	
ambient temperature	
• during operation	-25 ... +60 °C
• during storage	-55 ... +80 °C
Environmental footprint	
Environmental Product Declaration (EPD)	Yes
global warming potential [CO2 eq] total	0.397 kg
global warming potential [CO2 eq] during manufacturing	0.375 kg
global warming potential [CO2 eq] during operation	0.0014 kg
global warming potential [CO2 eq] after end of life	0.02 kg
Safety related data	
product function	
• mirror contact according to IEC 60947-4-1	Yes; with 3RT2.2/3/4
• positively driven operation according to IEC 60947-5-1	No

Short-circuit protection

design of the fuse link for short-circuit protection of the auxiliary switch required	FF microfuse 2 A (250 V, 1 kA)
---	--------------------------------

Installation/ mounting/ dimensions

fastening method	snap-on mounting
height	41.5 mm
width	36 mm
depth	47.7 mm

Connections/ Terminals

type of electrical connection for auxiliary and control circuit	spring-loaded terminals
connectable conductor cross-section for auxiliary contacts	
<ul style="list-style-type: none"> • solid or stranded • finely stranded with core end processing • finely stranded without core end processing 	0.5 ... 2.5 mm ² 0.5 ... 2.5 mm ² 0.5 ... 2.5 mm ²
type of connectable conductor cross-sections	
<ul style="list-style-type: none"> • for auxiliary contacts <ul style="list-style-type: none"> — solid or stranded — finely stranded with core end processing — finely stranded without core end processing • for AWG cables for auxiliary contacts 	2x (0.5 ... 2.5 mm ²) 2x (0.5 ... 1.5 mm ²) 2x (0.5 ... 2.5 mm ²) 2x (20 ... 14)
AWG number as coded connectable conductor cross section for auxiliary contacts	20 ... 14

Approvals Certificates

General Product Approval	EMV
--------------------------	-----



Functional Safety	Test Certificates	Maritime application
-------------------	-------------------	----------------------

[Type Examination Certificate](#)

[Type Test Certificates/Test Report](#)

[Special Test Certificate](#)



Maritime application	other
----------------------	-------



[Miscellaneous](#)



other	Railway	Environment
-------	---------	-------------

[Confirmation](#)



[Special Test Certificate](#)

[Type Test Certificates/Test Report](#)



[Environmental Confirmations](#)

Further information

Information on the packaging

<https://support.industry.siemens.com/cs/ww/en/view/109813875>

Information for data generation and storage

<https://support.industry.siemens.com/cs/ww/en/view/109995012>

Information- and Downloadcenter (Catalogs, Brochures,...)

<https://www.siemens.com/ic10>

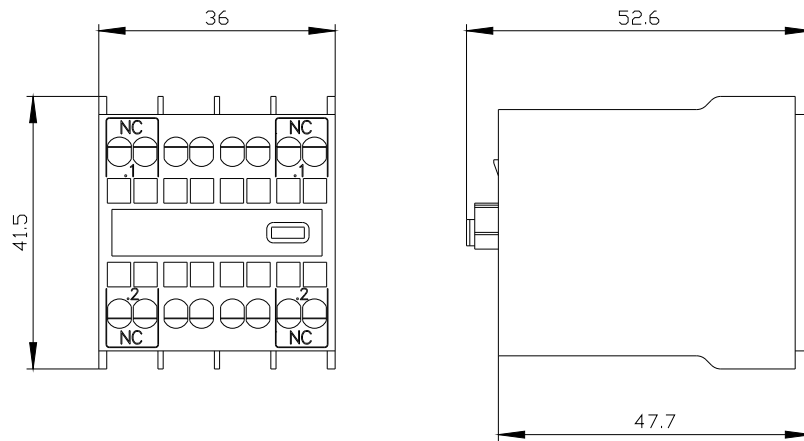
Industry Mall (Online ordering system)

<https://mall.industry.siemens.com/mall/en/en/Catalog/product?mlfb=3RH2911-2NF02>

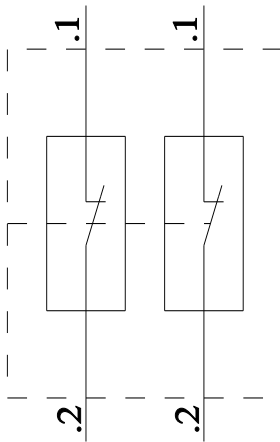
Cax online generator

<https://support.automation.siemens.com/WW/CAXorder/default.aspx?lang=en&mlfb=3RH2911-2NF02>

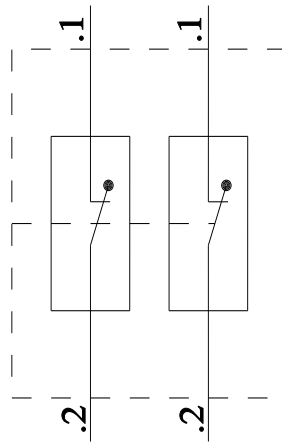
Service&Support (Manuals, Certificates, Characteristics, FAQs,...)



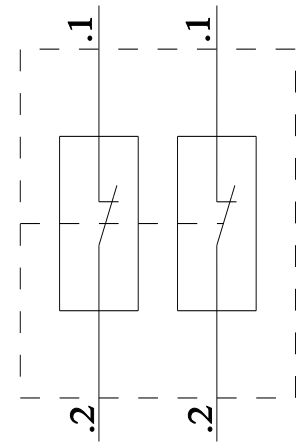
3RT2x1



3RT2x2 / 3RT2x3 / 3RT2x4



3RH2



last modified:

6/1/2025