



auxiliary switch, on the front, 2 NO + 2 NC, .1/.2, .1/.2, .3/.4, .3/.4, current path: 1 NC, 1 NC, 1 NO, 1 NO, spring-loaded terminal, for contactors 3RT2 and contactor relays 3RH2

product brand name	SIRIUS
product category	Auxiliary switch
product designation	auxiliary switch
design of the product	for snapping onto the front
product type designation	3RH29
suitability for use	for 3RT2.1, 3RT2.2, 3RT2.3, 3RT2.4, 3RH2
<b>General technical data</b>	
insulation voltage with degree of pollution 3 at AC rated value	690 V
<b>surge voltage resistance rated value</b>	6 kV
protection class IP on the front	IP20
<b>mechanical service life (operating cycles) typical</b>	10 000 000
electrical endurance (operating cycles) at AC-15 at 230 V typical	200 000
<b>Substance Prohibition (Date)</b>	10/01/2009
<b>Weight</b>	62 g
<b>number of NC contacts for auxiliary contacts</b>	
• instantaneous contact	2
• lagging switching	0
<b>number of NO contacts for auxiliary contacts</b>	
• instantaneous contact	2
• leading contact	0
<b>number of CO contacts of auxiliary contacts instantaneous contact</b>	0
operational current at AC-15 at 690 V rated value	1 A
<b>operational current of auxiliary contacts at AC-12</b>	
• at 24 V	10 A
• at 230 V	10 A
<b>operational current of auxiliary contacts at AC-14</b>	
• at 125 V	6 A
• at 250 V	6 A
<b>operational current of auxiliary contacts at AC-12 maximum</b>	10 A
<b>operational current of auxiliary contacts at AC-15</b>	
• at 24 V	6 A
• at 230 V	6 A
• at 400 V	3 A
<b>operational current of auxiliary contacts at DC-12</b>	
• at 24 V	10 A
• at 110 V	3 A
• at 220 V	1 A
<b>operational current with 2 current paths in series at DC-12</b>	
• at 24 V rated value	10 A

<ul style="list-style-type: none"> <li>• at 60 V rated value</li> <li>• at 110 V rated value</li> <li>• at 220 V rated value</li> <li>• at 440 V rated value</li> <li>• at 600 V rated value</li> </ul>	10 A 4 A 2 A 1.3 A 0.65 A
<b>operational current with 3 current paths in series at DC-12</b> <ul style="list-style-type: none"> <li>• at 24 V rated value</li> <li>• at 60 V rated value</li> <li>• at 110 V rated value</li> <li>• at 220 V rated value</li> <li>• at 440 V rated value</li> <li>• at 600 V rated value</li> </ul>	10 A 10 A 10 A 3.6 A 2.5 A 1.8 A
<b>operational current with 2 current paths in series at DC-13</b> <ul style="list-style-type: none"> <li>• at 24 V rated value</li> <li>• at 60 V rated value</li> <li>• at 110 V rated value</li> <li>• at 220 V rated value</li> <li>• at 440 V rated value</li> <li>• at 600 V rated value</li> </ul>	10 A 3.5 A 1.3 A 0.9 A 0.2 A 0.1 A
<b>operational current with 3 current paths in series at DC-13</b> <ul style="list-style-type: none"> <li>• at 24 V rated value</li> <li>• at 60 V rated value</li> <li>• at 110 V rated value</li> <li>• at 220 V rated value</li> <li>• at 440 V rated value</li> <li>• at 600 V rated value</li> </ul>	10 A 4.7 A 3 A 1.2 A 0.5 A 0.26 A
<b>operational current of auxiliary contacts at DC-13</b> <ul style="list-style-type: none"> <li>• at 24 V</li> <li>• at 48 V</li> <li>• at 60 V</li> <li>• at 110 V</li> <li>• at 125 V</li> <li>• at 220 V</li> <li>• at 250 V</li> </ul>	6 A 2 A 2 A 1 A 0.9 A 0.3 A 0.3 A
design of the miniature circuit breaker for short-circuit protection of the auxiliary circuit up to 230 V	C characteristic: 10 A; 0.4 kA
<b>contact reliability of auxiliary contacts</b>	1 faulty switching per 100 million (17 V, 1 mA)
<b>Ambient conditions</b>	
<b>ambient temperature</b> <ul style="list-style-type: none"> <li>• during operation</li> <li>• during storage</li> </ul>	-25 ... +60 °C -55 ... +80 °C
<b>Environmental footprint</b>	
Environmental Product Declaration (EPD)	Yes
global warming potential [CO <sub>2</sub> eq] total	0.92 kg
global warming potential [CO <sub>2</sub> eq] during manufacturing	0.34 kg
global warming potential [CO <sub>2</sub> eq] during operation	0.562 kg
global warming potential [CO <sub>2</sub> eq] after end of life	0.017 kg
<b>Safety related data</b>	
<b>product function</b> <ul style="list-style-type: none"> <li>• mirror contact according to IEC 60947-4-1</li> <li>• positively driven operation according to IEC 60947-5-1</li> </ul>	Yes; with 3RT2 Yes
<b>Short-circuit protection</b>	
design of the miniature circuit breaker for short-circuit protection of the auxiliary circuit up to 230 V	C characteristic: 10 A; 0.4 kA
design of the fuse link for short-circuit protection of the auxiliary switch required	gG: 10 A (690 V, 1 kA)
<b>Installation/ mounting/ dimensions</b>	
<b>fastening method</b>	snap-on mounting
<b>height</b>	41.5 mm
<b>width</b>	36 mm
<b>depth</b>	47.7 mm

## Connections/ Terminals

type of electrical connection for auxiliary and control circuit	spring-loaded terminals
<b>connectable conductor cross-section for auxiliary contacts</b>	
<ul style="list-style-type: none"> <li>• solid or stranded</li> </ul>	0.5 ... 2.5 mm <sup>2</sup>
<ul style="list-style-type: none"> <li>• finely stranded with core end processing</li> </ul>	0.5 ... 2.5 mm <sup>2</sup>
<ul style="list-style-type: none"> <li>• finely stranded without core end processing</li> </ul>	0.5 ... 2.5 mm <sup>2</sup>
<b>type of connectable conductor cross-sections</b>	
<ul style="list-style-type: none"> <li>• for auxiliary contacts <ul style="list-style-type: none"> <li>— solid or stranded</li> </ul> </li> </ul>	2x (0.5 ... 2.5 mm <sup>2</sup> )
<ul style="list-style-type: none"> <li>— finely stranded with core end processing</li> </ul>	2x (0.5 ... 1.5 mm <sup>2</sup> )
<ul style="list-style-type: none"> <li>— finely stranded without core end processing</li> </ul>	2x (0.5 ... 2.5 mm <sup>2</sup> )
<ul style="list-style-type: none"> <li>• for AWG cables for auxiliary contacts</li> </ul>	2x (20 ... 14)
<b>AWG number as coded connectable conductor cross section for auxiliary contacts</b>	20 ... 14

## Approvals Certificates

### General Product Approval



[KC](#)



EMV	Functional Safety	Test Certificates	Maritime application
-----	-------------------	-------------------	----------------------



[Type Examination Certificate](#)

[Type Test Certificates/Test Report](#)

[Special Test Certificate](#)



Maritime application	other
----------------------	-------



[Miscellaneous](#)

other	Railway	Environment
-------	---------	-------------



[Confirmation](#)

[Type Test Certificates/Test Report](#)

[Special Test Certificate](#)



## Environment

[Environmental Confirmations](#)

## Further information

### Information on the packaging

<https://support.industry.siemens.com/cs/ww/en/view/109813875>

### Information for data generation and storage

<https://support.industry.siemens.com/cs/ww/en/view/109995012>

### Information- and Downloadcenter (Catalogs, Brochures,...)

<https://www.siemens.com/ic10>

### Industry Mall (Online ordering system)

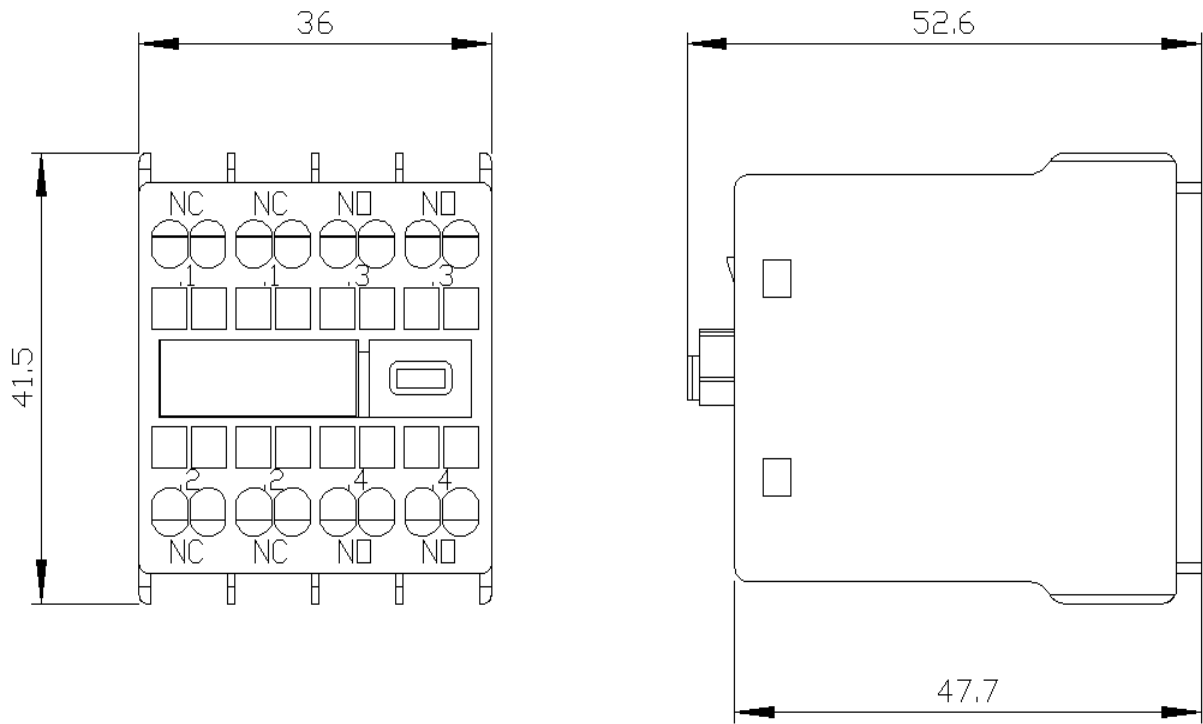
<https://mall.industry.siemens.com/mall/en/en/Catalog/product?mlfb=3RH2911-2HA22>

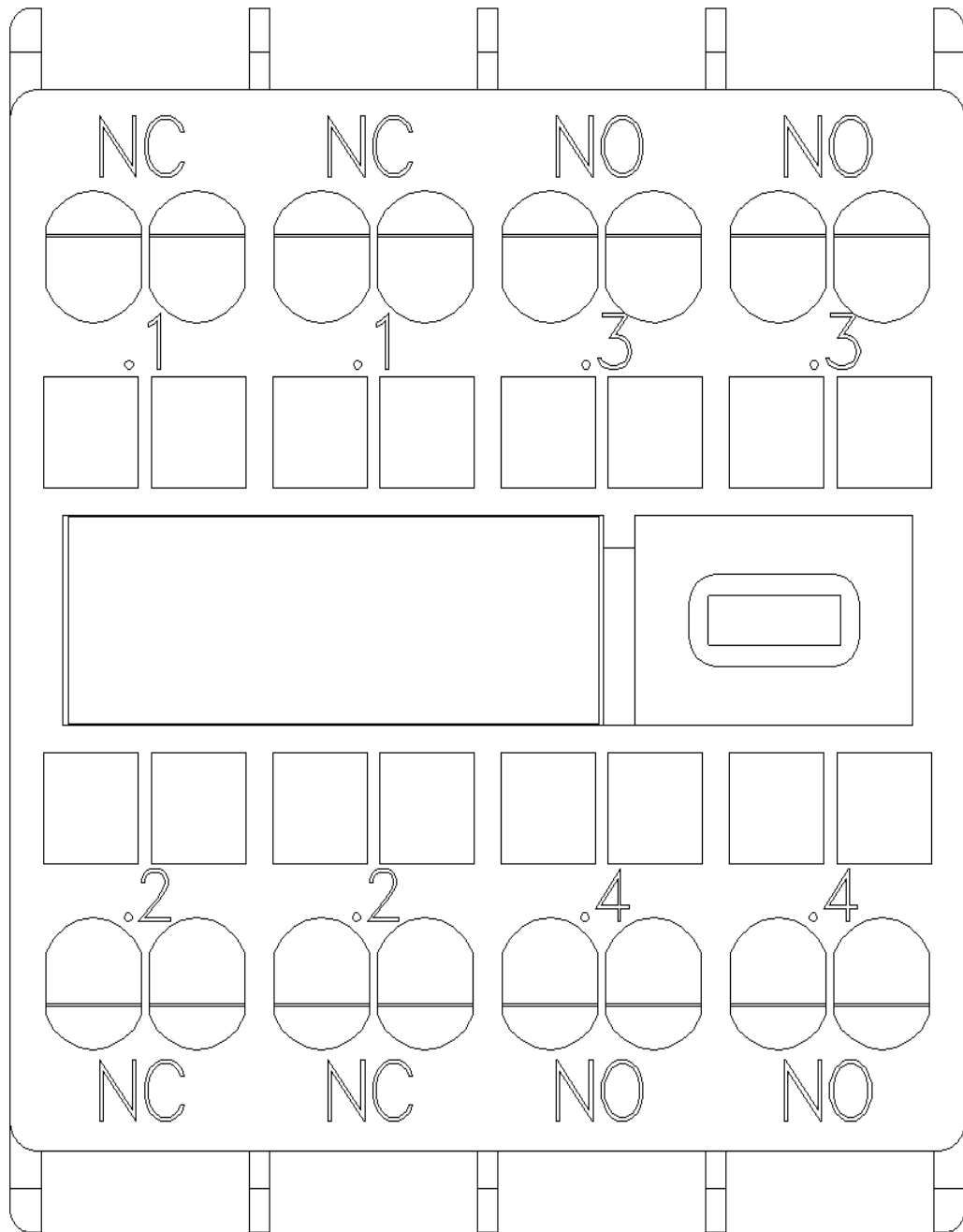
### Cax online generator

<https://support.automation.siemens.com/WW/CAXorder/default.aspx?lang=en&mlfb=3RH2911-2HA22>

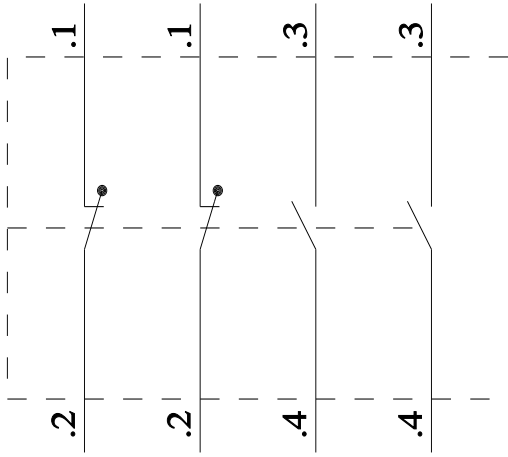
### Service&Support (Manuals, Certificates, Characteristics, FAQs,...)

<https://support.industry.siemens.com/cs/ww/en/ps/3RH2911-2HA22>

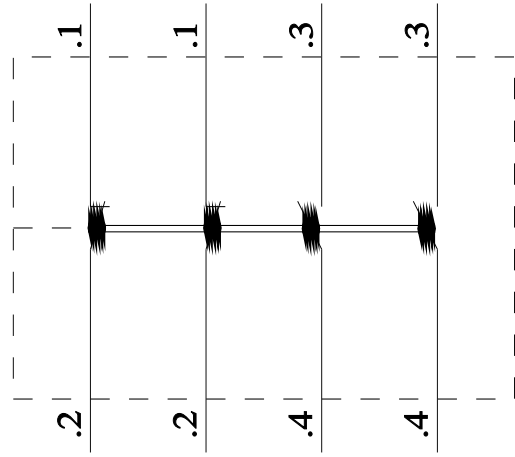




### 3RT2



### 3RH2



last modified:

9/8/2025 