










Solid-state contactor 1-phase 3RF2 AC 51 / 20 A / 40 °C 48-460 V / 4-30 V DC  
short circuit-proof with B miniature circuit breaker

<b>product brand name</b>	SIRIUS
<b>product designation</b>	solid-state contactor
<b>design of the product</b>	1-pole
<b>product type designation</b>	3RF23
<b>manufacturer's article number</b>	
<ul style="list-style-type: none"> <li>• _1 of the accessories that can be ordered</li> <li>• _3 of the accessories that can be ordered</li> <li>• _4 of the accessories that can be ordered</li> <li>• _5 of the accessories that can be ordered</li> </ul>	<a href="#">3RF2900-3PA88</a> <a href="#">3RF2900-0EA18</a> <a href="#">3RF2920-0GA16</a> <a href="#">3RF2920-0FA08</a>
<b>product designation</b>	
<ul style="list-style-type: none"> <li>• _1 of the accessories that can be ordered</li> <li>• _3 of the accessories that can be ordered</li> <li>• _4 of the accessories that can be ordered</li> <li>• _5 of the accessories that can be ordered</li> </ul>	terminal cover converter load monitoring load monitoring, basis
<b>General technical data</b>	
<b>product function</b>	short-circuit resistant with B-automatic device
<b>power loss [W] for rated value of the current</b>	
<ul style="list-style-type: none"> <li>• at AC in hot operating state</li> <li>• at AC in hot operating state per pole</li> <li>• without load current share typical</li> </ul>	20 W 20 W 0.5 W
<b>insulation voltage rated value</b>	600 V
<b>degree of pollution</b>	3
surge voltage resistance of main circuit rated value	6 kV
<b>protection class IP</b>	IP20
protection class IP on the front according to IEC 60529	IP20
<b>shock resistance according to IEC 60068-2-27</b>	15g / 11 ms
<b>vibration resistance according to IEC 60068-2-6</b>	2g
<b>reference code according to IEC 81346-2</b>	Q
<b>Substance Prohibitance (Date)</b>	05/28/2009
<b>SVHC substance name</b>	Lead - 7439-92-1 Lead monoxide (lead oxide) - 1317-36-8 Dibutylbis(pentane-2,4-dionato-O,O')tin - 22673-19-4
<b>Weight</b>	0.19 kg
<b>Main circuit</b>	
<b>number of poles for main current circuit</b>	1
<b>number of NO contacts for main contacts</b>	1
<b>number of NC contacts for main contacts</b>	0
<b>type of voltage of the operating voltage</b>	AC
<b>operating voltage</b>	
<ul style="list-style-type: none"> <li>• at AC</li> </ul> — at 50 Hz rated value	48 ... 460 V

— at 60 Hz rated value	48 ... 460 V
<b>operating frequency rated value</b>	50 ... 60 Hz
<b>operating range relative to the operating voltage at AC</b>	
• at 50 Hz	40 ... 506 V
• at 60 Hz	40 ... 506 V
<b>operational current</b>	
• at AC-51 rated value	20 A
• at AC-51 according to IEC 60947-4-3	13.2 A
• according to UL 508 rated value	17.6 A
<b>operational current minimum</b>	500 mA
<b>operational current of the MCB at AC rated value</b>	20 A
<b>rate of voltage rise at the thyristor for main contacts maximum permissible</b>	1 000 V/ $\mu$ s
<b>blocking voltage at the thyristor for main contacts maximum permissible</b>	1 200 V
<b>reverse current of the thyristor</b>	10 mA
<b>derating temperature</b>	40 °C
<b>surge current resistance rated value</b>	1 150 A
<b>I<sup>2</sup>t value maximum</b>	6 600 A <sup>2</sup> ·s
<b>Control circuit/ Control</b>	
<b>type of voltage of the control supply voltage</b>	DC
<b>control supply voltage 1 at DC rated value maximum permissible</b>	30 V
<b>control supply voltage 1 at DC</b>	4 ... 24 V
<b>control supply voltage</b>	
• at DC initial value for signal <1> detection	4 V
• at DC full-scale value for signal<0> recognition	1 V
<b>control current at minimum control supply voltage</b>	
• at DC	18 mA
control current at DC rated value	20 mA
<b>ON-delay time</b>	1 ms; additionally max. one half-wave
<b>OFF-delay time</b>	1 ms; additionally max. one half-wave
<b>Auxiliary circuit</b>	
<b>type of switching contact</b>	normally open contact (NO)
<b>number of NC contacts for auxiliary contacts</b>	0
<b>number of NO contacts for auxiliary contacts</b>	0
<b>number of CO contacts for auxiliary contacts</b>	0
<b>Installation/ mounting/ dimensions</b>	
<b>fastening method side-by-side mounting</b>	Yes
<b>fastening method</b>	screw fixing and snap-on mounting on standard mounting rail 35 mm according to IEC 60715
<b>design of the thread of the screw for securing the equipment</b>	M4
<b>height</b>	95 mm
<b>width</b>	22.5 mm
<b>depth</b>	120 mm
<b>Connections/ Terminals</b>	
<b>product component removable terminal for auxiliary and control circuit</b>	Yes
<b>type of electrical connection</b>	
• for main current circuit	screw-type terminals
• for auxiliary and control circuit	screw-type terminals
<b>type of connectable conductor cross-sections</b>	
• for main contacts	
— solid	2x (1.5 ... 2.5 mm <sup>2</sup> ), 2x (2.5 ... 6 mm <sup>2</sup> )
— finely stranded with core end processing	2x (1 ... 2.5 mm <sup>2</sup> ), 2x (2.5 ... 6 mm <sup>2</sup> ), 1x 10 mm <sup>2</sup>
• for AWG cables for main contacts	2x (14 ... 10)
<b>connectable conductor cross-section for main contacts</b>	
• solid or stranded	1.5 ... 6 mm <sup>2</sup>
• finely stranded with core end processing	1 ... 10 mm <sup>2</sup>
<b>type of connectable conductor cross-sections</b>	
• for auxiliary and control contacts	

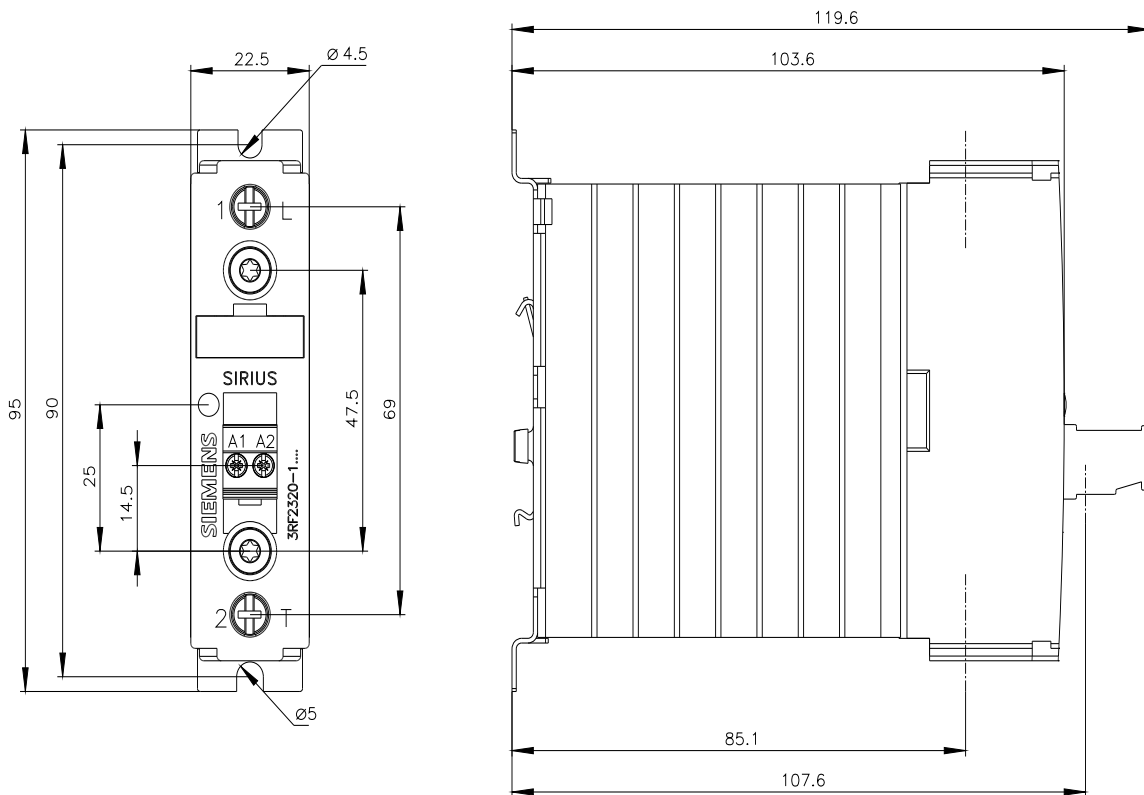
— solid	1x (0.5 ... 2.5 mm <sup>2</sup> ), 2x (0.5 ... 1 mm <sup>2</sup> )
— finely stranded with core end processing	1x (0.5 ... 2.5 mm <sup>2</sup> ), 2x (0.5 ... 1 mm <sup>2</sup> )
— finely stranded without core end processing	1x (0.5 ... 2.5 mm <sup>2</sup> ), 2x (0.5 ... 1 mm <sup>2</sup> )
● for AWG cables for auxiliary and control contacts	1x (20 ... 12)
<b>AWG number as coded connectable conductor cross section for main contacts</b>	10 ... 14
<b>tightening torque</b>	
● for main contacts with screw-type terminals	2 ... 2.5 N·m
● for auxiliary and control contacts with screw-type terminals	0.5 ... 0.6 N·m
<b>tightening torque [lbf·in]</b>	
● for main contacts with screw-type terminals	18 ... 22 lbf·in
● for auxiliary and control contacts with screw-type terminals	4.5 ... 5.3 lbf·in
<b>design of the thread of the connection screw</b>	
● for main contacts	M4
● of the auxiliary and control contacts	M3
<b>stripped length of the cable</b>	
● for main contacts	10 mm
● for auxiliary and control contacts	7 mm
<b>Electrical Safety</b>	
<b>protection class IP on the front according to IEC 60529</b>	IP20
<b>touch protection on the front according to IEC 60529</b>	finger-safe, for vertical contact from the front
<b>Ambient conditions</b>	
installation altitude at height above sea level maximum	1 000 m
<b>ambient temperature</b>	
● during operation	-25 ... +60 °C
● during storage	-55 ... +80 °C
<b>Electromagnetic compatibility</b>	
<b>conducted interference</b>	
● due to burst according to IEC 61000-4-4	2 kV / 5 kHz behavior criterion 2
● due to conductor-earth surge according to IEC 61000-4-5	2 kV behavior criterion 2
● due to conductor-conductor surge according to IEC 61000-4-5	1 kV behavior criterion 2
● due to high-frequency radiation according to IEC 61000-4-6	140 dBuV in the frequency range 0.15 ... 80 MHz, behavior criterion 1
<b>field-based interference according to IEC 61000-4-3</b>	80 MHz ... 1 GHz 10 V/m, behavior criterion 1
<b>electrostatic discharge according to IEC 61000-4-2</b>	4 kV contact discharging / 8 kV air discharging, behavior criterion 2
<b>conducted HF interference emissions according to CISPR11</b>	Class A for industrial environment
<b>field-bound HF interference emission according to CISPR11</b>	Class B for the domestic, business and commercial environments
<b>Short-circuit protection, design of the fuse link</b>	
manufacturer's article number	
● of gS fuse for semiconductor protection at NH design usable	<a href="#">3NE1814-0</a>
● of full range R fuse link for semiconductor protection at cylindrical design usable	<a href="#">5SE1325</a>
● of back-up R fuse link for semiconductor protection at NH design usable	<a href="#">3NE8015-1</a>
● of back-up R fuse link for semiconductor protection at cylindrical design 10 x 38 mm usable	<a href="#">3NC1032</a>
● of back-up R fuse link for semiconductor protection at cylindrical design 14 x 51 mm usable	<a href="#">3NC1450</a>
● of back-up R fuse link for semiconductor protection at cylindrical design 22 x 58 mm usable	<a href="#">3NC2263</a>
manufacturer's article number of the gG fuse	
● at NH design usable	<a href="#">3NA6807</a>
● at cylindrical design 10 x 38 mm usable	<a href="#">3NW6005-1: These fuses have a smaller rated current than the semiconductor relays</a>
● at cylindrical design 14 x 51 mm usable	<a href="#">3NW6105-1: These fuses have a smaller rated current than the semiconductor relays</a>
● at cylindrical design 22 x 58 mm usable	<a href="#">3NW6205-1: These fuses have a smaller rated current than the semiconductor relays</a>
manufacturer's article number	
● of DIAZED fuse usable	<a href="#">5SB2711</a>

Approvals Certificates

General Product Approval		EMV	Test Certificates		
					<a href="#">Type Test Certificates/Test Report</a>
Test Certificates	other	Railway	Environment		
<a href="#">Special Test Certificate</a>		<a href="#">Confirmation</a>		<a href="#">Special Test Certificate</a>	<a href="#">Environmental Confirmations</a>

Further information

- Information on the packaging  
<https://support.industry.siemens.com/cs/ww/en/view/109813875>
- Information for data generation and storage  
<https://support.industry.siemens.com/cs/ww/en/view/109995012>
- Information- and Downloadcenter (Catalogs, Brochures,...)  
<https://www.siemens.com/ic10>
- Industry Mall (Online ordering system)  
<https://mall.industry.siemens.com/mall/en/en/Catalog/product?mlfb=3RF2320-1DA44>
- Cax online generator  
<https://support.automation.siemens.com/WW/CAXorder/default.aspx?lang=en&mlfb=3RF2320-1DA44>
- Service&Support (Manuals, Certificates, Characteristics, FAQs,...)  
<https://support.industry.siemens.com/cs/ww/en/ps/3RF2320-1DA44>
- Image database (product images, 2D dimension drawings, 3D models, device circuit diagrams, EPLAN macros, ...)  
[https://www.automation.siemens.com/bilddb/cax\\_de.aspx?mlfb=3RF2320-1DA44&lang=en](https://www.automation.siemens.com/bilddb/cax_de.aspx?mlfb=3RF2320-1DA44&lang=en)





last modified:

8/3/2025