



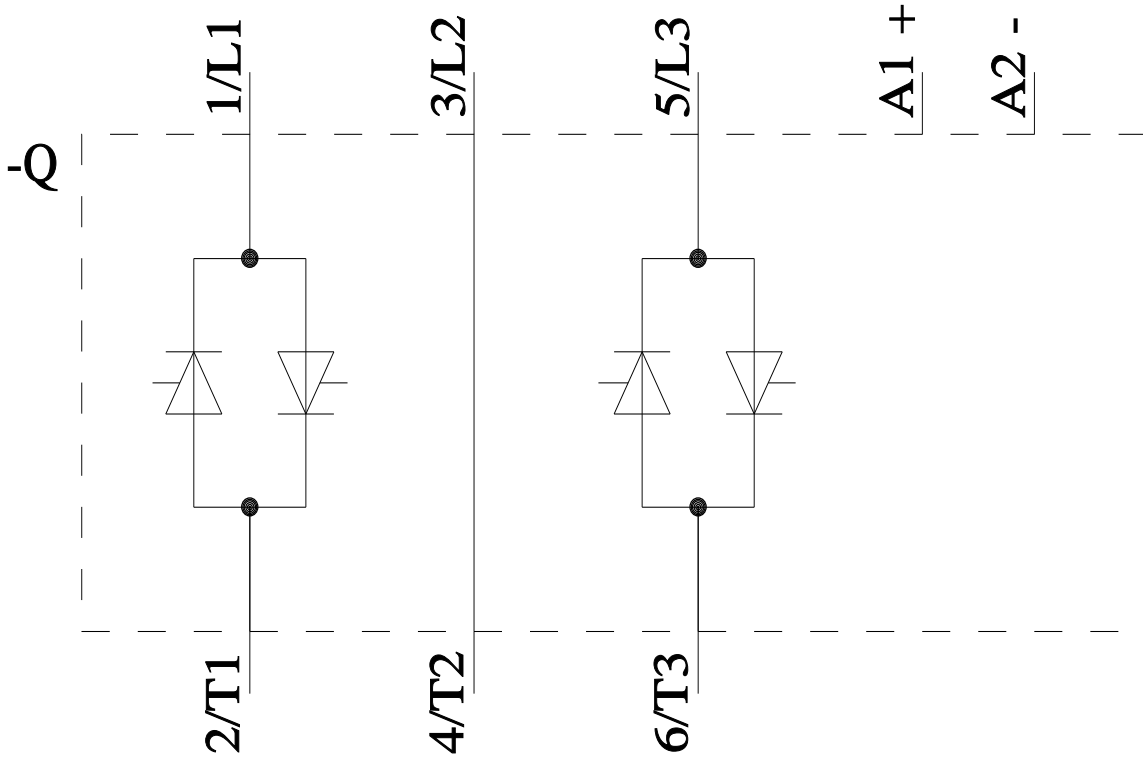
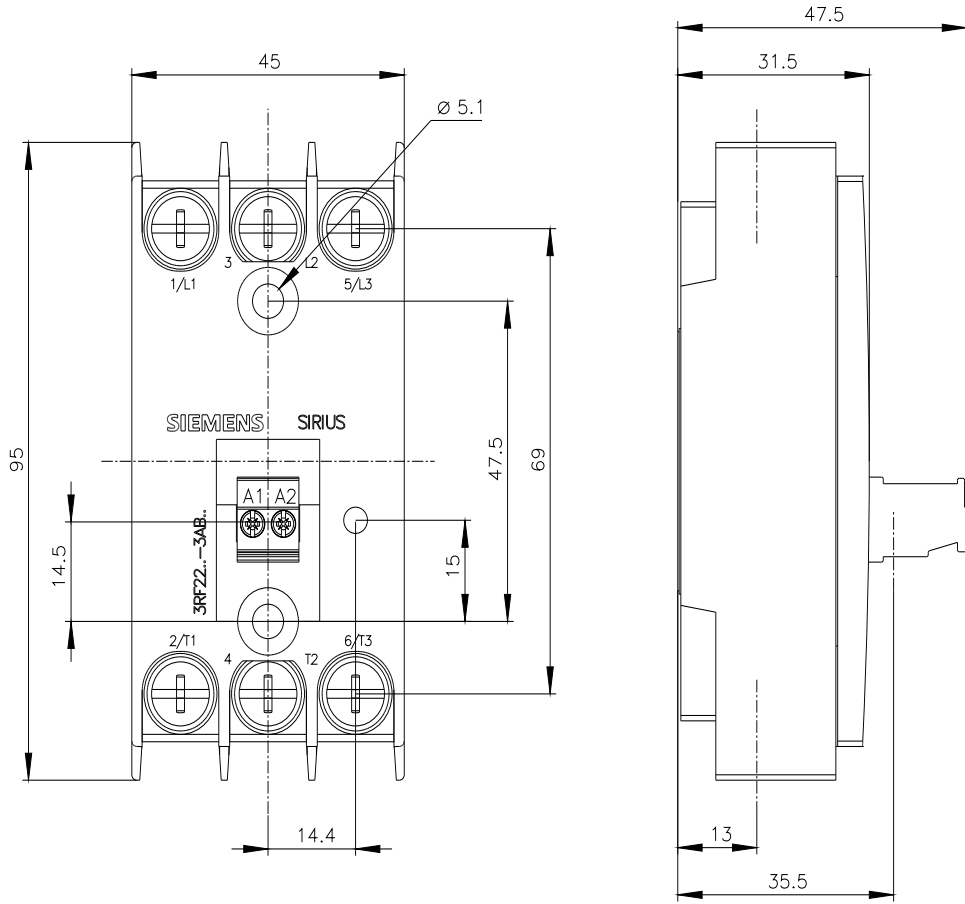


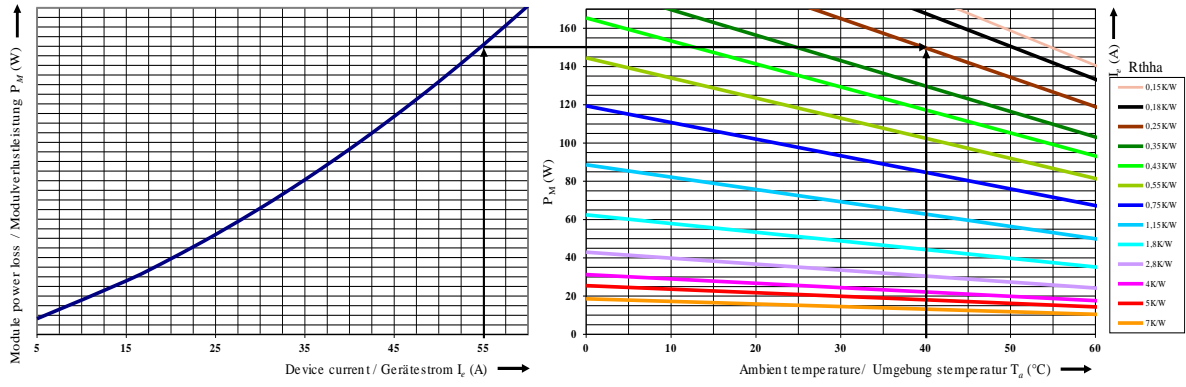
semiconductor relay, 3-phase 3RF2 55 A / 40 °C 48-600 V / 4-30 V DC 2-phase controlled ring cable terminal blocking voltage 1200 V for mounting on available cooling surfaces

<b>product brand name</b>	SIRIUS
<b>product designation</b>	solid-state relay
<b>design of the product</b>	2-pole controlled
<b>product type designation</b>	3RF22
<b>manufacturer's article number</b>	
<ul style="list-style-type: none"> <li>• _2 of the accessories that can be ordered</li> </ul>	<a href="#">3RF2900-0EA18</a>
<b>product designation</b>	
<ul style="list-style-type: none"> <li>• _2 of the accessories that can be ordered</li> </ul>	converter
<b>General technical data</b>	
<b>product function</b>	zero-point switching
<b>power loss [W] for rated value of the current</b>	
<ul style="list-style-type: none"> <li>• at AC in hot operating state</li> </ul>	151 W
<ul style="list-style-type: none"> <li>• at AC in hot operating state per pole</li> </ul>	151 W
<ul style="list-style-type: none"> <li>• without load current share typical</li> </ul>	0.5 W
<b>insulation voltage rated value</b>	600 V
surge voltage resistance of main circuit rated value	6 kV
<b>protection class IP</b>	IP00
protection class IP on the front according to IEC 60529	IP00
<b>shock resistance according to IEC 60068-2-27</b>	15g / 11 ms
<b>vibration resistance according to IEC 60068-2-6</b>	2g
<b>reference code according to IEC 81346-2</b>	Q
<b>Substance Prohibitance (Date)</b>	07/01/2006
<b>SVHC substance name</b>	Lead - 7439-92-1 Lead monoxide (lead oxide) - 1317-36-8
<b>Weight</b>	0.15 kg
<b>Main circuit</b>	
<b>number of poles for main current circuit</b>	3
<b>number of NO contacts for main contacts</b>	2
<b>number of NC contacts for main contacts</b>	0
<b>type of voltage of the operating voltage</b>	AC
<b>operating voltage</b>	
<ul style="list-style-type: none"> <li>• at AC <ul style="list-style-type: none"> <li>— at 50 Hz rated value</li> </ul> </li> </ul>	48 ... 600 V
<ul style="list-style-type: none"> <li>— at 60 Hz rated value</li> </ul>	48 ... 600 V
<b>operating frequency rated value</b>	50 ... 60 Hz
<b>relative symmetrical tolerance of the operating frequency</b>	10 %
<b>operating range relative to the operating voltage at AC</b>	
<ul style="list-style-type: none"> <li>• at 50 Hz</li> </ul>	40 ... 660 V
<ul style="list-style-type: none"> <li>• at 60 Hz</li> </ul>	40 ... 660 V
<b>operational current rated value maximum</b>	55 A

<b>operational current</b>	
• at AC-51 rated value	50 A
• according to UL 508 rated value	55 A
<b>operational current minimum</b>	500 mA
<b>rate of voltage rise at the thyristor for main contacts maximum permissible</b>	100 V/ $\mu$ s
<b>blocking voltage at the thyristor for main contacts maximum permissible</b>	1 200 V
<b>reverse current of the thyristor</b>	10 mA
<b>derating temperature</b>	40 °C
<b>surge current resistance rated value</b>	600 A
<b>I<sup>2</sup>t value maximum</b>	1 800 A <sup>2</sup> ·s
<b>Control circuit/ Control</b>	
<b>type of voltage of the control supply voltage</b>	DC
<b>control supply voltage 1 at DC</b>	4 ... 30 V
<b>control supply voltage</b>	
• at DC initial value for signal <1> detection	4 V
• at DC full-scale value for signal<0> recognition	1 V
<b>control current at minimum control supply voltage</b>	
• at DC	22 mA
control current at DC rated value	30 mA
<b>ON-delay time</b>	1 ms; additionally max. one half-wave
<b>OFF-delay time</b>	1 ms; additionally max. one half-wave
<b>Auxiliary circuit</b>	
<b>type of switching contact</b>	normally open contact (NO)
<b>number of NC contacts for auxiliary contacts</b>	0
<b>number of NO contacts for auxiliary contacts</b>	0
number of CO contacts for auxiliary contacts	0
<b>Installation/ mounting/ dimensions</b>	
fastening method side-by-side mounting	Yes
<b>fastening method</b>	screw fixing
<b>design of the thread of the screw for securing the equipment</b>	M4
<b>tightening torque of fixing screw maximum</b>	1.5 N·m
<b>tightening torque [lbf-in] of fixing screw maximum</b>	13 lbf-in
<b>height</b>	95 mm
<b>width</b>	45 mm
<b>depth</b>	47 mm
<b>Connections/ Terminals</b>	
<b>product component removable terminal for auxiliary and control circuit</b>	Yes
<b>type of electrical connection</b>	
• for main current circuit	Ring cable lug connection
• for auxiliary and control circuit	screw-type terminals
<b>type of connectable conductor cross-sections</b>	
• for auxiliary and control contacts	
— solid	1x (0.5 ... 2.5 mm <sup>2</sup> ), 2x (0.5 ... 1 mm <sup>2</sup> )
— finely stranded with core end processing	1x (0.5 ... 2.5 mm <sup>2</sup> ), 2x (0.5 ... 1 mm <sup>2</sup> )
— finely stranded without core end processing	1x (0.5 ... 2.5 mm <sup>2</sup> ), 2x (0.5 ... 1 mm <sup>2</sup> )
• for AWG cables for auxiliary and control contacts	1x (20 ... 12)
<b>tightening torque</b>	
• for main contacts with screw-type terminals	2 ... 2.5 N·m
• for auxiliary and control contacts with screw-type terminals	0.5 ... 0.6 N·m
<b>tightening torque [lbf-in]</b>	
• for main contacts with screw-type terminals	18 ... 22 lbf-in
• for auxiliary and control contacts with screw-type terminals	4.5 ... 5.3 lbf-in
<b>design of the thread of the connection screw</b>	
• for main contacts	M4
• of the auxiliary and control contacts	M3
<b>stripped length of the cable</b>	

<ul style="list-style-type: none"> <li>• for main contacts</li> <li>• for auxiliary and control contacts</li> </ul>	<p>10 mm</p> <p>7 mm</p>	
<b>Electrical Safety</b>		
<b>protection class IP on the front according to IEC 60529</b>	IP00	
<b>Ambient conditions</b>		
installation altitude at height above sea level maximum	1 000 m	
<b>ambient temperature</b>		
<ul style="list-style-type: none"> <li>• during operation</li> <li>• during storage</li> </ul>	<p>-25 ... +60 °C</p> <p>-55 ... +80 °C</p>	
<b>Electromagnetic compatibility</b>		
<b>conducted interference</b>		
<ul style="list-style-type: none"> <li>• due to burst according to IEC 61000-4-4</li> <li>• due to conductor-earth surge according to IEC 61000-4-5</li> <li>• due to conductor-conductor surge according to IEC 61000-4-5</li> <li>• due to high-frequency radiation according to IEC 61000-4-6</li> </ul>	<p>2 kV / 5 kHz behavior criterion 2</p> <p>2 kV behavior criterion 2</p> <p>1 kV behavior criterion 2</p> <p>140 dBuV in the frequency range 0.15 ... 80 MHz, behavior criterion 1</p>	
<b>electrostatic discharge according to IEC 61000-4-2</b>	4 kV contact discharging / 8 kV air discharging, behavior criterion 2	
<b>conducted HF interference emissions according to CISPR11</b>	Class A for industrial environment	
<b>field-bound HF interference emission according to CISPR11</b>	Class A for industrial environment	
<b>Short-circuit protection, design of the fuse link</b>		
<p>manufacturer's article number</p> <ul style="list-style-type: none"> <li>• of full range R fuse link for semiconductor protection at NH design usable</li> <li>• of back-up R fuse link for semiconductor protection at NH design usable</li> <li>• of back-up R fuse link for semiconductor protection at cylindrical design 14 x 51 mm usable</li> <li>• of back-up R fuse link for semiconductor protection at cylindrical design 22 x 58 mm usable</li> </ul>	<p><a href="#">3NE1803-0: These fuses have a smaller rated current than the semiconductor relays</a></p> <p><a href="#">3NE8018-1</a></p> <p><a href="#">3NC1450: These fuses have a smaller rated current than the semiconductor relays</a></p> <p><a href="#">3NC2250: These fuses have a smaller rated current than the semiconductor relays</a></p>	
<p>manufacturer's article number of the gG fuse at NH design usable</p> <ul style="list-style-type: none"> <li>• up to 460 V</li> <li>• up to 600 V</li> </ul>	<p><a href="#">3NA3807-6: These fuses have a smaller rated current than the semiconductor relays</a></p> <p><a href="#">3NA3805-6: These fuses have a smaller rated current than the semiconductor relays</a></p>	
<b>Approvals Certificates</b>		
<b>General Product Approval</b>	<b>EMV</b>	<b>Test Certificates</b>
    	<p><a href="#">Type Test Certificates/Test Report</a></p>	
<b>other</b>	<b>Environment</b>	
 <p><a href="#">Confirmation</a></p> 	<p><a href="#">Environmental Confirmations</a></p>	
<b>Further information</b>		
<p><b>Information on the packaging</b>  <a href="https://support.industry.siemens.com/cs/ww/en/view/109813875">https://support.industry.siemens.com/cs/ww/en/view/109813875</a></p> <p><b>Information for data generation and storage</b>  <a href="https://support.industry.siemens.com/cs/ww/en/view/109995012">https://support.industry.siemens.com/cs/ww/en/view/109995012</a></p> <p><b>Information- and Downloadcenter (Catalogs, Brochures,...)</b>  <a href="https://www.siemens.com/ic10">https://www.siemens.com/ic10</a></p> <p><b>Industry Mall (Online ordering system)</b>  <a href="https://mall.industry.siemens.com/mall/en/en/Catalog/product?mlfb=3RF2255-3AB45">https://mall.industry.siemens.com/mall/en/en/Catalog/product?mlfb=3RF2255-3AB45</a></p> <p><b>Cax online generator</b>  <a href="https://support.automation.siemens.com/WW/CAXorder/default.aspx?lang=en&amp;mlfb=3RF2255-3AB45">https://support.automation.siemens.com/WW/CAXorder/default.aspx?lang=en&amp;mlfb=3RF2255-3AB45</a></p> <p><b>Service&amp;Support (Manuals, Certificates, Characteristics, FAQs,...)</b>  <a href="https://support.industry.siemens.com/cs/ww/en/ps/3RF2255-3AB45">https://support.industry.siemens.com/cs/ww/en/ps/3RF2255-3AB45</a></p> <p><b>Image database (product images, 2D dimension drawings, 3D models, device circuit diagrams, EPLAN macros, ...)</b></p>		





last modified:

8/4/2025