

cont. ass. f. star-delta (wye-delta) start, I/O-Link AC-3, 5.5 kW/400 V, 24 V DC 3-pole, Size S00 screw terminals electrical and mechanical interlock 3 NO integrated



product brand name	SIRIUS
product designation	Contacteur assembly for star-delta (wye-delta) start
product type designation	3RA24
manufacturer's article number	<ul style="list-style-type: none"> • 1 of the supplied contactor 3RT2017-1BB41-0CC0 • 2 of the supplied contactor 3RT2017-1BB41 • 3 of the supplied contactor 3RT2015-1BB41 • of the supplied RS assembly kit 3RA2913-2BB1 • of the supplied function module for communication 3RA2711-1CA00
General technical data	
size of contactor	S00
product extension auxiliary switch	No
shock resistance at rectangular impulse	<ul style="list-style-type: none"> • at AC 6,7g / 5 ms, 4,2g / 10 ms • at DC 6,7g / 5 ms, 4,2g / 10 ms
shock resistance with sine pulse	<ul style="list-style-type: none"> • at AC 10,5g / 5 ms, 6,6g / 10 ms • at DC 10,5g / 5 ms, 6,6g / 10 ms
mechanical service life (operating cycles)	<ul style="list-style-type: none"> • of contactor typical 10 000 000 • of the contactor with added auxiliary switch block typical 10 000 000
reference code according to IEC 81346-2	Q
Substance Prohibition (Date)	10/01/2009
SVHC substance name	Lead - 7439-92-1 Lead monoxide (lead oxide) - 1317-36-8 2-methyl-1-(4-methylthiophenyl)-2-morpholinopropan-1-one - 71868-10-5
Weight	1.34 kg
Ambient conditions	
installation altitude at height above sea level maximum	2 000 m
ambient temperature	<ul style="list-style-type: none"> • during operation -25 ... +60 °C • during storage -55 ... +80 °C
Main circuit	
number of poles for main current circuit	3
number of NO contacts for main contacts	3
number of NC contacts for main contacts	0
operating voltage	<ul style="list-style-type: none"> • at AC-3 rated value maximum 690 V
operational current	<ul style="list-style-type: none"> • at AC-3 — at 400 V rated value 16 A

operating power	
<ul style="list-style-type: none"> ● at AC-3 <ul style="list-style-type: none"> — at 400 V rated value — at 500 V rated value — at 690 V rated value 	<p>7.5 kW</p> <p>10.3 kW</p> <p>9.2 kW</p>
operating frequency	
<ul style="list-style-type: none"> ● at AC-3 maximum 	1 000 1/h
Control circuit/ Control	
type of voltage of the control supply voltage	DC
control supply voltage 1 at DC rated value	24 V
closing power of magnet coil at DC	10 W
holding power of magnet coil at DC	10 W
Auxiliary circuit	
number of NO contacts for auxiliary contacts	
<ul style="list-style-type: none"> ● instantaneous contact 	3
contact reliability of auxiliary contacts	< 1 error per 100 million operating cycles
UL/CSA ratings	
contact rating of auxiliary contacts according to UL	A600 / Q600
Short-circuit protection	
design of the fuse link	
<ul style="list-style-type: none"> ● for short-circuit protection of the main circuit <ul style="list-style-type: none"> — with type of coordination 1 required — with type of coordination 2 required ● for short-circuit protection of the auxiliary switch required 	<p>gG NH 3NA, DIAZED 5SB, NEOZED 5SE: 35 A</p> <p>gG NH 3NA, DIAZED 5SB, NEOZED 5SE: 20 A</p> <p>fuse gG: 10 A</p>
Installation/ mounting/ dimensions	
mounting position	+/-180° rotation possible on vertical mounting surface; can be tilted forward and backward by +/- 22.5° on vertical mounting surface
fastening method	screw and snap-on mounting onto 35 mm DIN rail
height	68 mm
width	135 mm
depth	145 mm
required spacing	
<ul style="list-style-type: none"> ● with side-by-side mounting <ul style="list-style-type: none"> — forwards — backwards — upwards — downwards — at the side ● for grounded parts <ul style="list-style-type: none"> — forwards — backwards — upwards — at the side — downwards ● for live parts <ul style="list-style-type: none"> — forwards — backwards — upwards — downwards — at the side 	<p>6 mm</p> <p>0 mm</p> <p>6 mm</p> <p>6 mm</p> <p>6 mm</p> <p>6 mm</p> <p>6 mm</p> <p>0 mm</p> <p>6 mm</p> <p>6 mm</p> <p>6 mm</p> <p>6 mm</p> <p>0 mm</p> <p>6 mm</p> <p>6 mm</p> <p>6 mm</p>
Connections/ Terminals	
type of electrical connection	
<ul style="list-style-type: none"> ● for main current circuit ● for auxiliary and control circuit ● at contactor for auxiliary contacts ● of magnet coil 	<p>screw-type terminals</p> <p>screw-type terminals</p> <p>Screw-type terminals</p> <p>Screw-type terminals</p>
type of connectable conductor cross-sections for main contacts	
<ul style="list-style-type: none"> ● solid ● solid or stranded ● finely stranded with core end processing 	<p>2x (0.5 ... 1.5 mm²), 2x (0.75 ... 2.5 mm²), 2x 4 mm²</p> <p>2x (0,5 ... 1,5 mm²), 2x (0,75 ... 2,5 mm²), 2x (0,5 ... 4 mm²)</p> <p>2x (0.5 ... 1.5 mm²), 2x (0.75 ... 2.5 mm²)</p>
type of connectable conductor cross-sections	

- for auxiliary contacts
 - solid or stranded
 - finely stranded with core end processing
- for AWG cables for auxiliary contacts

2x (0.5 ... 1.5 mm²), 2x (0.75 ... 2.5 mm²)
 2x (0.5 ... 1.5 mm²), 2x (0.75 ... 2.5 mm²)
 2x (20 ... 16), 2x (18 ... 14)





Safety related data

product function suitable for safety function	Yes
Electrical Safety	
protection class IP on the front according to IEC 60529	IP20
touch protection on the front according to IEC 60529	finger-safe, for vertical contact from the front


Communication/ Protocol


product function bus communication	No
protocol is supported AS-Interface protocol	No
product function control circuit interface with IO link	Yes

Approvals Certificates

General Product Approval	Test Certificates	Maritime application
 EG-Konf.	 	Special Test Certificate
		Type Test Certificates/Test Report
		 ABS

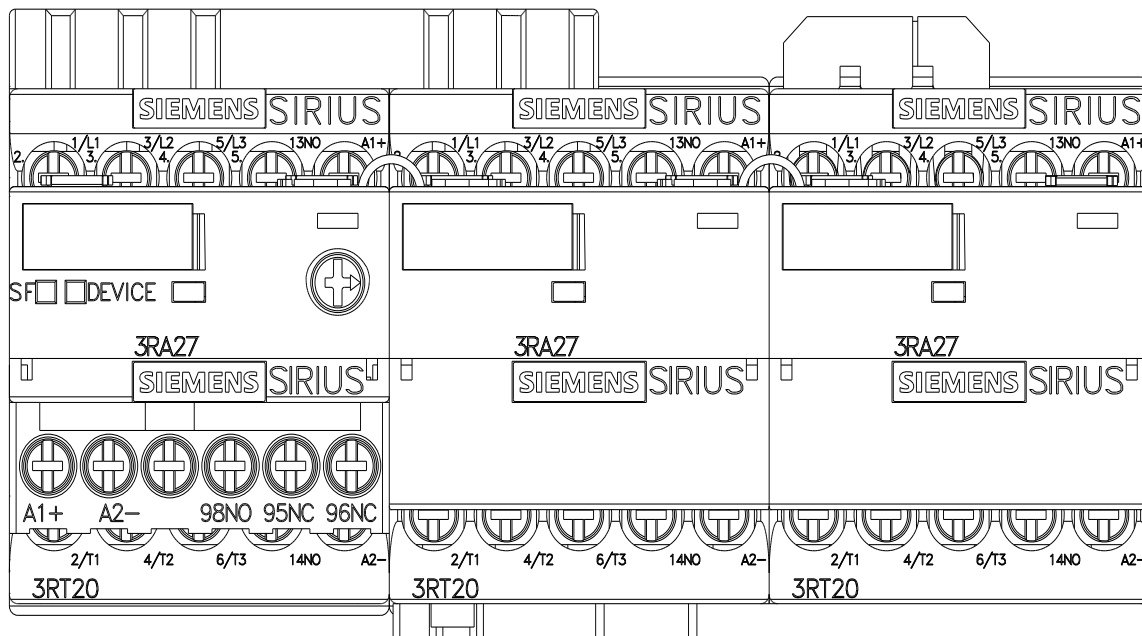
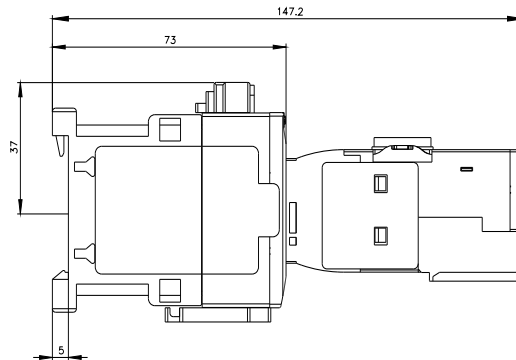
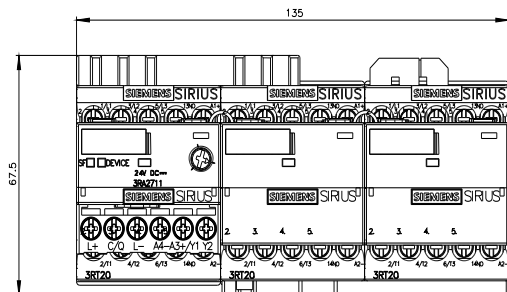
Maritime application

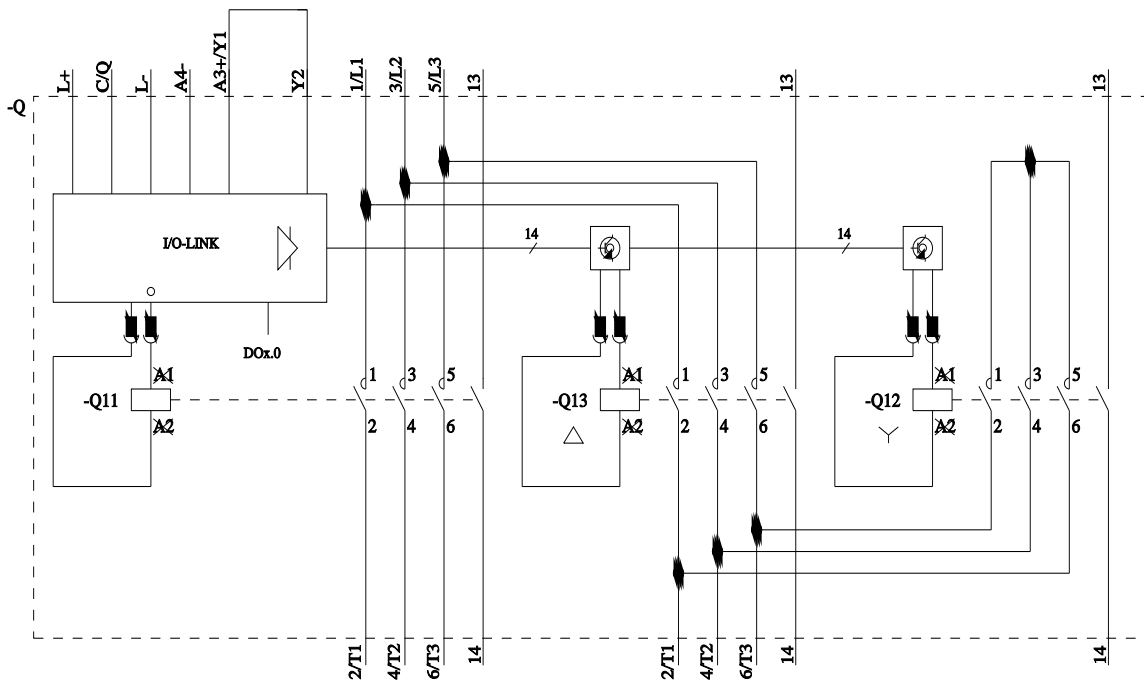


other	Railway	Dangerous goods	Environment
	Confirmation	Special Test Certificate	Transport Information
			Environmental Confirmations

Further information

Information on the packaging
<https://support.industry.siemens.com/cs/ww/en/view/109813875>
 Information for data generation and storage
<https://support.industry.siemens.com/cs/ww/en/view/109995012>
 Information- and Downloadcenter (Catalogs, Brochures,...)
<https://www.siemens.com/ic10>
 Industry Mall (Online ordering system)
<https://mall.industry.siemens.com/mall/en/en/Catalog/product?mlfb=3RA2416-8XE31-1BB4>
 Cax online generator
<https://support.automation.siemens.com/WW/CAXorder/default.aspx?lang=en&mlfb=3RA2416-8XE31-1BB4>
 Service&Support (Manuals, Certificates, Characteristics, FAQs,...)
<https://support.industry.siemens.com/cs/ww/en/ps/3RA2416-8XE31-1BB4>
 Image database (product images, 2D dimension drawings, 3D models, device circuit diagrams, EPLAN macros, ...)
https://www.automation.siemens.com/bilddb/cax_de.aspx?mlfb=3RA2416-8XE31-1BB4&lang=en
 Characteristic: Tripping characteristics, I_t, Let-through current
<https://support.industry.siemens.com/cs/ww/en/ps/3RA2416-8XE31-1BB4/char>
 Further characteristics (e.g. electrical endurance, switching frequency)
<https://www.automation.siemens.com/bilddb/index.aspx?view=Search&mlfb=3RA2416-8XE31-1BB4&objecttype=14&gridview=view1>





last modified:

5/9/2025 