



reversing contactor assembly, AC-3e/AC-3, 9 A, 4 kW / 400 V, 3-pole, 110 V AC, 50/60 Hz, spring-loaded terminal, electrical and mechanical interlock

| | |
|---------------------------------------------------------------------------------------------------------------------------------------------------------------------------------------------------------------------------|------------------------------------------------------------------------------------------------|
| product brand name | SIRIUS |
| product designation | Reversing contactor assembly |
| product type designation | 3RA23 |
| manufacturer's article number | |
| <ul style="list-style-type: none"> • 1 of the supplied contactor • 2 of the supplied contactor • of the supplied RH assembly kit | 3RT2016-2AF02 3RT2016-2AF02 3RA2913-2AA2 |
| General technical data | |
| size of contactor | S00 |
| product extension auxiliary switch | Yes |
| shock resistance at rectangular impulse | |
| <ul style="list-style-type: none"> • at AC • at DC | 6,7g / 5 ms, 4,2g / 10 ms 6,7g / 5 ms, 4,2g / 10 ms |
| shock resistance with sine pulse | |
| <ul style="list-style-type: none"> • at AC • at DC | 10,5g / 5 ms, 6,6g / 10 ms 10,5g / 5 ms, 6,6g / 10 ms |
| mechanical service life (operating cycles) | |
| <ul style="list-style-type: none"> • of contactor typical • of the contactor with added auxiliary switch block typical | 10 000 000 10 000 000 |
| reference code according to IEC 81346-2 | Q |
| Substance Prohibition (Date) | 10/01/2009 |
| Weight | 0.588 kg |
| Ambient conditions | |
| installation altitude at height above sea level maximum | 2 000 m |
| ambient temperature | |
| <ul style="list-style-type: none"> • during operation • during storage | -25 ... +60 °C -55 ... +80 °C |
| Main circuit | |
| number of poles for main current circuit | 3 |
| number of NO contacts for main contacts | 3 |
| number of NC contacts for main contacts | 0 |
| operating voltage | |
| <ul style="list-style-type: none"> • at AC-3 rated value maximum • at AC-3e rated value maximum | 690 V 690 V |
| operational current | |
| <ul style="list-style-type: none"> • at AC-3 <ul style="list-style-type: none"> — at 400 V rated value — at 500 V rated value — at 690 V rated value • at AC-3e | 9 A 7.7 A 6.7 A |

| | |
|---------------------------------------------------------------------------------------|--------------------------------------------------------------------------------------------------------------------------------------|
| — at 400 V rated value | 9 A |
| — at 500 V rated value | 7.7 A |
| — at 690 V rated value | 6.7 A |
| operating power | |
| ● at AC-3 | |
| — at 400 V rated value | 4 kW |
| — at 500 V rated value | 4 kW |
| — at 690 V rated value | 5.5 kW |
| ● at AC-3e | |
| — at 400 V rated value | 4 kW |
| — at 690 V rated value | 5.5 kW |
| ● at AC-4 at 400 V rated value | 4 kW |
| operating frequency | |
| ● at AC-3 maximum | 750 1/h |
| ● at AC-3e maximum | 750 1/h |
| Control circuit/ Control | |
| type of voltage of the control supply voltage | AC |
| control supply voltage 1 at AC | |
| ● at 50 Hz rated value | 110 V |
| ● at 60 Hz rated value | 110 V |
| operating range factor control supply voltage rated value of magnet coil at AC | |
| ● at 50 Hz | 0.8 ... 1.1 |
| ● at 60 Hz | 0.85 ... 1.1 |
| apparent pick-up power of magnet coil at AC | |
| ● at 50 Hz | 27 VA |
| inductive power factor with closing power of the coil | |
| ● at 50 Hz | 0.8 |
| apparent holding power of magnet coil at AC | |
| ● at 50 Hz | 4.2 VA |
| inductive power factor with the holding power of the coil | |
| ● at 50 Hz | 0.25 |
| Auxiliary circuit | |
| contact reliability of auxiliary contacts | < 1 error per 100 million operating cycles |
| UL/CSA ratings | |
| full-load current (FLA) for 3-phase AC motor | |
| ● at 480 V rated value | 7.6 A |
| ● at 600 V rated value | 9 A |
| yielded mechanical performance [hp] for 3-phase AC motor | |
| ● at 200/208 V rated value | 2 hp |
| ● at 220/230 V rated value | 3 hp |
| ● at 460/480 V rated value | 5 hp |
| ● at 575/600 V rated value | 7.5 hp |
| contact rating of auxiliary contacts according to UL | A600 / Q600 |
| Short-circuit protection | |
| design of the fuse link | |
| ● for short-circuit protection of the main circuit | |
| — with type of coordination 1 required | gG NH 3NA, DIAZED 5SB, NEOZED 5SE: 35 A |
| — with type of coordination 2 required | gG NH 3NA, DIAZED 5SB, NEOZED 5SE: 20 A |
| ● for short-circuit protection of the auxiliary switch required | fuse gG: 10 A |
| Installation/ mounting/ dimensions | |
| mounting position | +/-180° rotation possible on vertical mounting surface; can be tilted forward and backward by +/- 22.5° on vertical mounting surface |
| fastening method | screw and snap-on mounting onto 35 mm DIN rail |
| height | 84 mm |
| width | 90 mm |
| depth | 83 mm |
| required spacing | |
| ● with side-by-side mounting | |
| — forwards | 6 mm |
| — backwards | 0 mm |

| | |
|----------------------|------|
| — upwards | 6 mm |
| — downwards | 6 mm |
| — at the side | 6 mm |
| • for grounded parts | |
| — forwards | 6 mm |
| — backwards | 0 mm |
| — upwards | 6 mm |
| — at the side | 6 mm |
| — downwards | 6 mm |
| • for live parts | |
| — forwards | 6 mm |
| — backwards | 0 mm |
| — upwards | 6 mm |
| — downwards | 6 mm |
| — at the side | 6 mm |

Connections/ Terminals

| | |
|----------------------------------------------------------------|-----------------------------------|
| type of electrical connection | |
| • for main current circuit | spring-loaded terminals |
| • for auxiliary and control circuit | spring-loaded terminals |
| • at contactor for auxiliary contacts | Spring-type terminals |
| • of magnet coil | Spring-type terminals |
| type of connectable conductor cross-sections for main contacts | |
| • solid | 2x (0.5 ... 4 mm ²) |
| • solid or stranded | 2x (0,5 ... 4 mm ²) |
| • finely stranded with core end processing | 2x (0.5 ... 2.5 mm ²) |
| • finely stranded without core end processing | 2x (0.5 ... 2.5 mm ²) |
| type of connectable conductor cross-sections | |
| • for auxiliary contacts | |
| — solid or stranded | 2x (0.5 ... 2.5 mm ²) |
| — finely stranded with core end processing | 2x (0.5 ... 1.5 mm ²) |
| — finely stranded without core end processing | 2x (0.5 ... 1.5 mm ²) |
| • for AWG cables for auxiliary contacts | 2x (20 ... 14) |





Safety related data

| | |
|----------------------------------------------------------------|--------------------------------------------------|
| product function suitable for safety function | Yes |
| Electrical Safety | |
| protection class IP on the front according to IEC 60529 | IP20 |
| touch protection on the front according to IEC 60529 | finger-safe, for vertical contact from the front |

Communication/ Protocol

| | |
|---------------------------------------------------------|-----|
| product function bus communication | Yes |
| protocol is supported AS-Interface protocol | No |
| product function control circuit interface with IO link | No |

Approvals Certificates

| General Product Approval | Test Certificates |
|-------------------------------------------------------------------------------------------------------------------------------------------------------------------------------------------------------------------------------------------------------------------------------------------------------------------------------------------------|------------------------------------------------------------------------------------------------|
|     | Type Test Certificates/Test Report Special Test Certificate |

Maritime application

| |
|-----------------------------------------------------------------------------------------------------------------------------------------------------------------------------------------------------------------------------------------------------------------------------------------------------------------------------------------------------------------------------------------------------------------------------------------------------------------------------------------------------------------------------|
|       |
|-----------------------------------------------------------------------------------------------------------------------------------------------------------------------------------------------------------------------------------------------------------------------------------------------------------------------------------------------------------------------------------------------------------------------------------------------------------------------------------------------------------------------------|

| | | |
|-------|---------|-------------|
| other | Railway | Environment |
|-------|---------|-------------|



[Confirmation](#)

[Special Test Certificate](#)

[Environmental Confirmations](#)

Further information

Information on the packaging

<https://support.industry.siemens.com/cs/ww/en/view/109813875>

Information for data generation and storage

<https://support.industry.siemens.com/cs/ww/en/view/109995012>

Information- and Downloadcenter (Catalogs, Brochures,...)

<https://www.siemens.com/ic10>

Industry Mall (Online ordering system)

<https://mall.industry.siemens.com/mall/en/en/Catalog/product?mlfb=3RA2316-8XB30-2AF0>

Cax online generator

<https://support.automation.siemens.com/WW/CAXorder/default.aspx?lang=en&mlfb=3RA2316-8XB30-2AF0>

Service&Support (Manuals, Certificates, Characteristics, FAQs,...)

<https://support.industry.siemens.com/cs/ww/en/ps/3RA2316-8XB30-2AF0>

Image database (product images, 2D dimension drawings, 3D models, device circuit diagrams, EPLAN macros, ...)

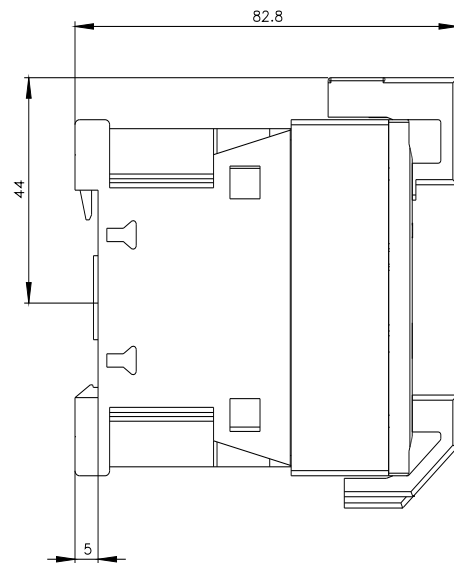
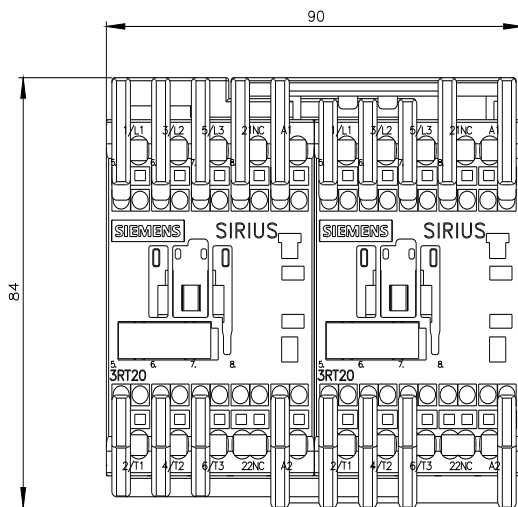
https://www.automation.siemens.com/bilddb/cax_de.aspx?mlfb=3RA2316-8XB30-2AF0&lang=en

Characteristic: Tripping characteristics, I²t, Let-through current

<https://support.industry.siemens.com/cs/ww/en/ps/3RA2316-8XB30-2AF0/char>

Further characteristics (e.g. electrical endurance, switching frequency)

<https://www.automation.siemens.com/bilddb/index.aspx?view=Search&mlfb=3RA2316-8XB30-2AF0&objecttype=14&gridview=view1>





last modified:

5/9/2025