



Load feeder fuseless, Reversing duty 400 V AC, Size S0 10.0...16.0 A 230 V AC screw terminal for 60 mm busbar systems (also fulfills type of coordination 1) Type of coordination 2, I<sub>q</sub> = 150 kA 1 NO+1 NC (contactor)

<b>product brand name</b>	SIRIUS
<b>product designation</b>	Reversing starter
<b>design of the product</b>	for 60 mm busbars
<b>product type designation</b>	3RA22
<b>manufacturer's article number</b>	
<ul style="list-style-type: none"> <li>• of the supplied contactor</li> <li>• of the supplied circuit-breakers</li> <li>• of the supplied RS assembly kit</li> <li>• of the supplied link module</li> </ul>	<a href="#">3RT2026-1AP00</a> <a href="#">3RV2021-4AA10</a> <a href="#">3RA2923-1DB1</a> <a href="#">3RA2921-1AA00</a>
<b>General technical data</b>	
<b>size of the circuit-breaker</b>	S0
<b>size of load feeder</b>	S0
<b>power loss [W] for rated value of the current</b>	
<ul style="list-style-type: none"> <li>• at AC in hot operating state per pole</li> <li>• without load current share typical</li> </ul>	5 W 9.8 W
insulation voltage with degree of pollution 3 at AC rated value	690 V
<b>surge voltage resistance rated value</b>	6 kV
<b>degree of protection NEMA rating</b>	other
<b>shock resistance according to IEC 60068-2-27</b>	6g / 11 ms
mechanical service life (operating cycles) of contactor typical	10 000 000
<b>type of coordination</b>	2
<b>reference code according to IEC 81346-2:2019</b>	Q
<b>Substance Prohibitance (Date)</b>	10/01/2009
<b>SVHC substance name</b>	Lead - 7439-92-1
<b>Weight</b>	2.157 kg
<b>Ambient conditions</b>	
<b>ambient temperature</b>	
<ul style="list-style-type: none"> <li>• during operation</li> <li>• during storage</li> <li>• during transport</li> </ul>	-20 ... +60 °C -50 ... +80 °C -50 ... +80 °C
<b>temperature compensation</b>	-20 ... +60 °C
relative humidity during operation	10 ... 95 %
<b>Main circuit</b>	
<b>number of poles for main current circuit</b>	3
<b>design of the switching contact</b>	electromechanical
<b>adjustable current response value current of the current-dependent overload release</b>	10 ... 16 A
<b>operating voltage</b>	
<ul style="list-style-type: none"> <li>• rated value</li> <li>• at AC-3 rated value maximum</li> </ul>	690 V 690 V

<ul style="list-style-type: none"> <li>at AC-3e rated value maximum</li> </ul>	690 V
<b>operating frequency rated value</b>	50 ... 60 Hz
<b>operational current</b>	
<ul style="list-style-type: none"> <li>at AC-3 at 400 V rated value</li> </ul>	16 A
<ul style="list-style-type: none"> <li>at AC-3e at 400 V rated value</li> </ul>	16 A
<b>operating power</b>	
<ul style="list-style-type: none"> <li>at AC-3 <ul style="list-style-type: none"> <li>at 400 V rated value</li> </ul> </li> </ul>	7 500 W
<ul style="list-style-type: none"> <li>at AC-3e <ul style="list-style-type: none"> <li>at 400 V rated value</li> </ul> </li> </ul>	7 500 W
<b>Control circuit/ Control</b>	
<b>type of voltage of the control supply voltage</b>	AC
<b>control supply voltage at AC</b>	
<ul style="list-style-type: none"> <li>at 50 Hz rated value</li> </ul>	230 V
<b>apparent holding power of magnet coil at AC</b>	9.8 VA
<ul style="list-style-type: none"> <li>at 50 Hz</li> </ul>	9.8 VA
<b>inductive power factor with the holding power of the coil</b>	0.25
<ul style="list-style-type: none"> <li>at 50 Hz</li> </ul>	0.25
<b>Auxiliary circuit</b>	
<b>product extension auxiliary switch</b>	Yes
<b>Protective and monitoring functions</b>	
<b>trip class</b>	CLASS 10
<b>design of the overload release</b>	thermal (bimetallic)
<b>response value current of instantaneous short-circuit trip unit</b>	208 A
<b>UL/CSA ratings</b>	
<b>full-load current (FLA) for 3-phase AC motor</b>	
<ul style="list-style-type: none"> <li>at 480 V rated value</li> </ul>	16 A
<ul style="list-style-type: none"> <li>at 600 V rated value</li> </ul>	16 A
<b>yielded mechanical performance [hp]</b>	
<ul style="list-style-type: none"> <li>for single-phase AC motor <ul style="list-style-type: none"> <li>at 110/120 V rated value</li> </ul> </li> </ul>	1 hp
<ul style="list-style-type: none"> <li> <ul style="list-style-type: none"> <li>at 230 V rated value</li> </ul> </li> </ul>	2 hp
<ul style="list-style-type: none"> <li>for 3-phase AC motor <ul style="list-style-type: none"> <li>at 200/208 V rated value</li> </ul> </li> </ul>	5 hp
<ul style="list-style-type: none"> <li> <ul style="list-style-type: none"> <li>at 220/230 V rated value</li> </ul> </li> </ul>	5 hp
<ul style="list-style-type: none"> <li> <ul style="list-style-type: none"> <li>at 460/480 V rated value</li> </ul> </li> </ul>	10 hp
<b>Short-circuit protection</b>	
<b>product function short circuit protection</b>	Yes
<b>design of the short-circuit trip</b>	magnetic
<b>conditional short-circuit current (I<sub>q</sub>)</b>	
<ul style="list-style-type: none"> <li>at 400 V according to IEC 60947-4-1 rated value</li> </ul>	150 000 A
<b>Installation/ mounting/ dimensions</b>	
<b>mounting position</b>	vertical
<b>fastening method</b>	for snapping onto 60 mm busbar systems
<b>height</b>	260 mm
<b>width</b>	90 mm
<b>depth</b>	155 mm
<b>required spacing</b>	
<ul style="list-style-type: none"> <li>for grounded parts <ul style="list-style-type: none"> <li>forwards</li> </ul> </li> </ul>	32 mm
<ul style="list-style-type: none"> <li> <ul style="list-style-type: none"> <li>backwards</li> </ul> </li> </ul>	0 mm
<ul style="list-style-type: none"> <li> <ul style="list-style-type: none"> <li>upwards</li> </ul> </li> </ul>	50 mm
<ul style="list-style-type: none"> <li> <ul style="list-style-type: none"> <li>at the side</li> </ul> </li> </ul>	10 mm
<ul style="list-style-type: none"> <li> <ul style="list-style-type: none"> <li>downwards</li> </ul> </li> </ul>	10 mm
<ul style="list-style-type: none"> <li>for live parts <ul style="list-style-type: none"> <li>forwards</li> </ul> </li> </ul>	32 mm
<ul style="list-style-type: none"> <li> <ul style="list-style-type: none"> <li>backwards</li> </ul> </li> </ul>	0 mm
<ul style="list-style-type: none"> <li> <ul style="list-style-type: none"> <li>upwards</li> </ul> </li> </ul>	50 mm
<ul style="list-style-type: none"> <li> <ul style="list-style-type: none"> <li>downwards</li> </ul> </li> </ul>	10 mm
<ul style="list-style-type: none"> <li> <ul style="list-style-type: none"> <li>at the side</li> </ul> </li> </ul>	10 mm

## Connections/ Terminals

<b>type of electrical connection</b>	
<ul style="list-style-type: none"> <li>for main current circuit</li> </ul>	screw-type terminals
<ul style="list-style-type: none"> <li>for auxiliary and control circuit</li> </ul>	screw-type terminals

## Safety related data

product function suitable for safety function	Yes
---	-----

## Electrical Safety

<b>touch protection on the front according to IEC 60529</b>	finger-safe, for vertical contact from the front
---	--

## Communication/ Protocol

<b>protocol is supported</b>	
<ul style="list-style-type: none"> <li>PROFINET IO protocol</li> </ul>	No
<ul style="list-style-type: none"> <li>PROFIsafe protocol</li> </ul>	No
protocol is supported AS-Interface protocol	No

## Approvals Certificates

<b>General Product Approval</b>	<b>For use in hazardous locations</b>	<b>Test Certificates</b>
---------------------------------	---------------------------------------	--------------------------



[Special Test Certificate](#)

## Test Certificates

### Maritime application

[Type Test Certificates/Test Report](#)



## Maritime application

### other

### Railway

### Environment



[Confirmation](#)

[Special Test Certificate](#)

[Environmental Confirmations](#)

## Further information

### Information on the packaging

<https://support.industry.siemens.com/cs/ww/en/view/109813875>

### Information for data generation and storage

<https://support.industry.siemens.com/cs/ww/en/view/109995012>

### Information- and Downloadcenter (Catalogs, Brochures,...)

<https://www.siemens.com/ic10>

### Industry Mall (Online ordering system)

<https://mall.industry.siemens.com/mall/en/en/Catalog/product?mlfb=3RA2220-4AD26-0AP0>

### Cax online generator

<https://support.automation.siemens.com/WW/CAXorder/default.aspx?lang=en&mlfb=3RA2220-4AD26-0AP0>

### Service&Support (Manuals, Certificates, Characteristics, FAQs,...)

<https://support.industry.siemens.com/cs/ww/en/ps/3RA2220-4AD26-0AP0>

### Image database (product images, 2D dimension drawings, 3D models, device circuit diagrams, EPLAN macros, ...)

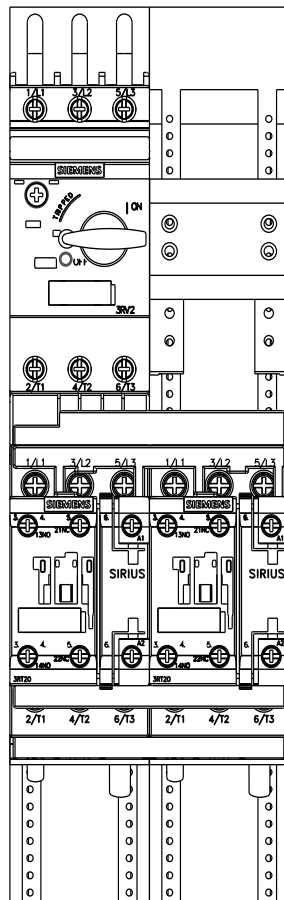
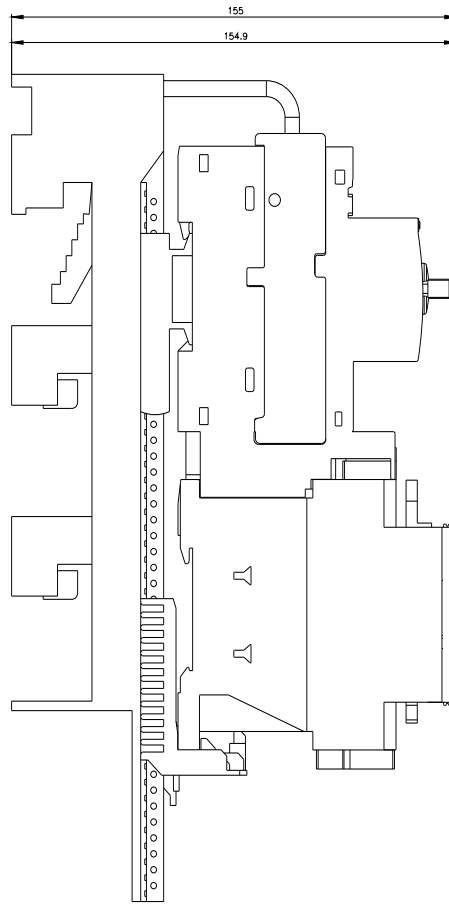
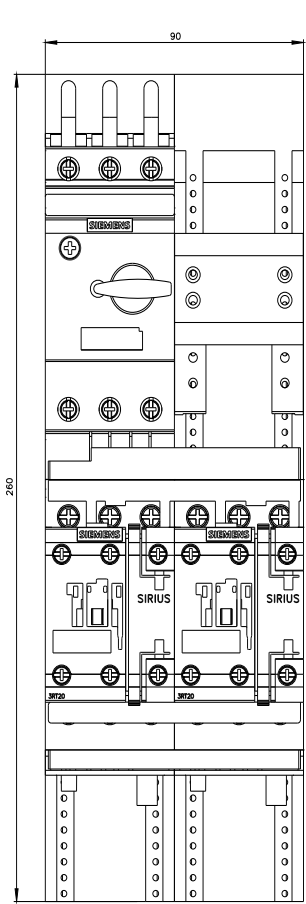
[https://www.automation.siemens.com/bilddb/cax\\_de.aspx?mlfb=3RA2220-4AD26-0AP0&lang=en](https://www.automation.siemens.com/bilddb/cax_de.aspx?mlfb=3RA2220-4AD26-0AP0&lang=en)

### Characteristic: Tripping characteristics, I<sup>2</sup>t, Let-through current

<https://support.industry.siemens.com/cs/ww/en/ps/3RA2220-4AD26-0AP0/char>

### Further characteristics (e.g. electrical endurance, switching frequency)

<https://www.automation.siemens.com/bilddb/index.aspx?view=Search&mlfb=3RA2220-4AD26-0AP0&objecttype=14&gridview=view1>





last modified:

4/1/2025