



Load feeder fuseless, Reversing duty 400 V AC, Size S0 4.50...6.30 A 24 V DC  
Spring-type terminal for 60 mm busbar systems (also fulfills type of coordination 1)  
Type of coordination 2, I<sub>q</sub> = 150 kA 1 NO+1 NC (contactor)

|   |   |
|---|---|
| <b>product brand name</b>   | SIRIUS  |
| <b>product designation</b>  | Reversing starter   |
| <b>design of the product</b>  | for 60 mm busbars   |
| <b>product type designation</b>   | 3RA22   |
| <b>manufacturer's article number</b>  |   |
| <ul style="list-style-type: none"> <li>• of the supplied contactor</li> <li>• of the supplied circuit-breakers</li> <li>• of the supplied RS assembly kit</li> <li>• of the supplied link module</li> </ul> | <a href="#">3RT2024-2BB40</a><br><a href="#">3RV2021-1GA20</a><br><a href="#">3RA2923-1DB2</a><br><a href="#">3RA2921-2AA00</a> |
| <b>General technical data</b>   |   |
| <b>size of the circuit-breaker</b>  | S0  |
| <b>size of load feeder</b>  | S0  |
| <b>power loss [W] for rated value of the current</b>  |   |
| <ul style="list-style-type: none"> <li>• at AC in hot operating state per pole</li> <li>• without load current share typical</li> </ul>   | 2.7 W<br>5.9 W  |
| insulation voltage with degree of pollution 3 at AC rated value   | 690 V   |
| <b>surge voltage resistance rated value</b>   | 6 kV  |
| <b>degree of protection NEMA rating</b>   | other   |
| <b>shock resistance according to IEC 60068-2-27</b>   | 6g / 11 ms  |
| mechanical service life (operating cycles) of contactor typical   | 10 000 000  |
| <b>type of coordination</b>   | 2   |
| <b>reference code according to IEC 81346-2:2019</b>   | Q   |
| <b>Substance Prohibitance (Date)</b>  | 03/01/2017  |
| <b>SVHC substance name</b>  | Lead - 7439-92-1  |
| <b>Weight</b>   | 2.731 kg  |
| <b>Ambient conditions</b>   |   |
| <b>ambient temperature</b>  |   |
| <ul style="list-style-type: none"> <li>• during operation</li> <li>• during storage</li> <li>• during transport</li> </ul>  | -20 ... +60 °C<br>-50 ... +80 °C<br>-50 ... +80 °C  |
| <b>temperature compensation</b>   | -20 ... +60 °C  |
| relative humidity during operation  | 10 ... 95 %   |
| <b>Main circuit</b>   |   |
| <b>number of poles for main current circuit</b>   | 3   |
| <b>design of the switching contact</b>  | electromechanical   |
| <b>adjustable current response value current of the current-dependent overload release</b>  | 4.5 ... 6.3 A   |
| <b>operating voltage</b>  |   |
| <ul style="list-style-type: none"> <li>• rated value</li> <li>• at AC-3 rated value maximum</li> </ul>  | 690 V<br>690 V  |

|  |  |
|--|--|
| <ul style="list-style-type: none"> <li>at AC-3e rated value maximum</li> </ul>   | 690 V                                    |
| <b>operating frequency rated value</b>   | 50 ... 60 Hz                             |
| <b>operational current</b>   |  |
| <ul style="list-style-type: none"> <li>at AC-3 at 400 V rated value</li> </ul>   | 6.3 A                                    |
| <ul style="list-style-type: none"> <li>at AC-3e at 400 V rated value</li> </ul>  | 6.3 A                                    |
| <b>operating power</b>   |  |
| <ul style="list-style-type: none"> <li>at AC-3 <ul style="list-style-type: none"> <li>at 400 V rated value</li> </ul> </li> </ul>  | 2 200 W                                  |
| <ul style="list-style-type: none"> <li>at AC-3e <ul style="list-style-type: none"> <li>at 400 V rated value</li> </ul> </li> </ul>   | 2 200 W                                  |
| <b>Control circuit/ Control</b>  |  |
| <b>type of voltage of the control supply voltage</b>   | DC                                       |
| <b>control supply voltage at DC rated value</b>  | 24 V                                     |
| <b>holding power of magnet coil at DC</b>  | 5.9 W                                    |
| <b>Auxiliary circuit</b>   |  |
| <b>product extension auxiliary switch</b>  | Yes                                      |
| <b>Protective and monitoring functions</b>   |  |
| <b>trip class</b>  | CLASS 10                                 |
| <b>design of the overload release</b>  | thermal (bimetallic)                     |
| <b>response value current of instantaneous short-circuit trip unit</b>   | 82 A                                     |
| <b>UL/CSA ratings</b>  |  |
| <b>full-load current (FLA) for 3-phase AC motor</b>  |  |
| <ul style="list-style-type: none"> <li>at 480 V rated value</li> </ul>   | 6.3 A                                    |
| <ul style="list-style-type: none"> <li>at 600 V rated value</li> </ul>   | 6.3 A                                    |
| <b>yielded mechanical performance [hp]</b>   |  |
| <ul style="list-style-type: none"> <li>for single-phase AC motor <ul style="list-style-type: none"> <li>at 110/120 V rated value</li> <li>at 230 V rated value</li> </ul> </li> </ul>  | 0.25 hp<br>0.75 hp                       |
| <ul style="list-style-type: none"> <li>for 3-phase AC motor <ul style="list-style-type: none"> <li>at 200/208 V rated value</li> <li>at 220/230 V rated value</li> <li>at 460/480 V rated value</li> <li>at 575/600 V rated value</li> </ul> </li> </ul> | 2 hp<br>2 hp<br>5 hp<br>5 hp             |
| <b>Short-circuit protection</b>  |  |
| <b>product function short circuit protection</b>   | Yes                                      |
| <b>design of the short-circuit trip</b>  | magnetic                                 |
| <b>conditional short-circuit current (I<sub>q</sub>)</b>   |  |
| <ul style="list-style-type: none"> <li>at 400 V according to IEC 60947-4-1 rated value</li> </ul>  | 150 000 A                                |
| <b>Installation/ mounting/ dimensions</b>  |  |
| <b>mounting position</b>   | vertical                                 |
| <b>fastening method</b>  | for snapping onto 60 mm busbar systems   |
| <b>height</b>  | 260 mm                                   |
| <b>width</b>   | 90 mm                                    |
| <b>depth</b>   | 165 mm                                   |
| <b>required spacing</b>  |  |
| <ul style="list-style-type: none"> <li>for grounded parts <ul style="list-style-type: none"> <li>forwards</li> <li>backwards</li> <li>upwards</li> <li>at the side</li> <li>downwards</li> </ul> </li> </ul>   | 32 mm<br>0 mm<br>50 mm<br>10 mm<br>10 mm |
| <ul style="list-style-type: none"> <li>for live parts <ul style="list-style-type: none"> <li>forwards</li> <li>backwards</li> <li>upwards</li> <li>downwards</li> <li>at the side</li> </ul> </li> </ul>   | 32 mm<br>0 mm<br>50 mm<br>10 mm<br>10 mm |
| <b>Connections/ Terminals</b>  |  |
| <b>type of electrical connection</b>   |  |
| <ul style="list-style-type: none"> <li>for main current circuit</li> </ul>   | spring-loaded terminals                  |

- for auxiliary and control circuit

spring-loaded terminals

#### Safety related data

product function suitable for safety function Yes

#### Electrical Safety

**touch protection on the front according to IEC 60529** finger-safe, for vertical contact from the front

#### Communication/ Protocol

##### protocol is supported

- PROFINET IO protocol No
- PROFIsafe protocol No

protocol is supported AS-Interface protocol No

#### Approvals Certificates

##### General Product Approval

For use in hazard-ous locations

##### Test Certificates



[Special Test Certificate](#)

##### Test Certificates

##### Maritime application

[Type Test Certificates/Test Report](#)



##### Maritime application

##### other

##### Railway

##### Dangerous goods



[Confirmation](#)

[Special Test Certificate](#)

[Transport Information](#)

#### Environment

[Environmental Conformations](#)

#### Further information

##### Information on the packaging

<https://support.industry.siemens.com/cs/ww/en/view/109813875>

##### Information for data generation and storage

<https://support.industry.siemens.com/cs/ww/en/view/109995012>

##### Information- and Downloadcenter (Catalogs, Brochures,...)

<https://www.siemens.com/ic10>

##### Industry Mall (Online ordering system)

<https://mall.industry.siemens.com/mall/en/en/Catalog/product?mlfb=3RA2220-1GH24-0BB4>

##### Cax online generator

<https://support.automation.siemens.com/WW/CAXorder/default.aspx?lang=en&mlfb=3RA2220-1GH24-0BB4>

##### Service&Support (Manuals, Certificates, Characteristics, FAQs,...)

<https://support.industry.siemens.com/cs/ww/en/ps/3RA2220-1GH24-0BB4>

##### Image database (product images, 2D dimension drawings, 3D models, device circuit diagrams, EPLAN macros, ...)

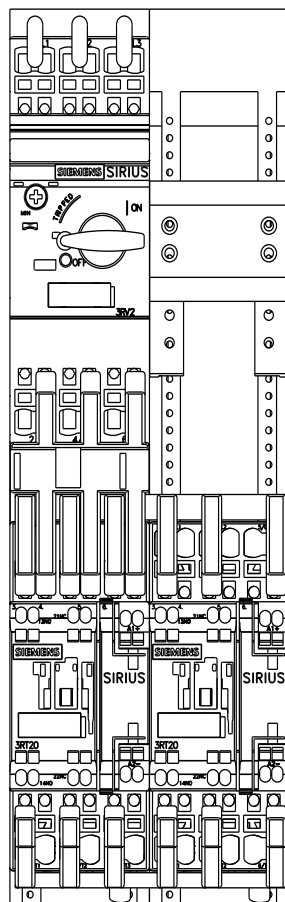
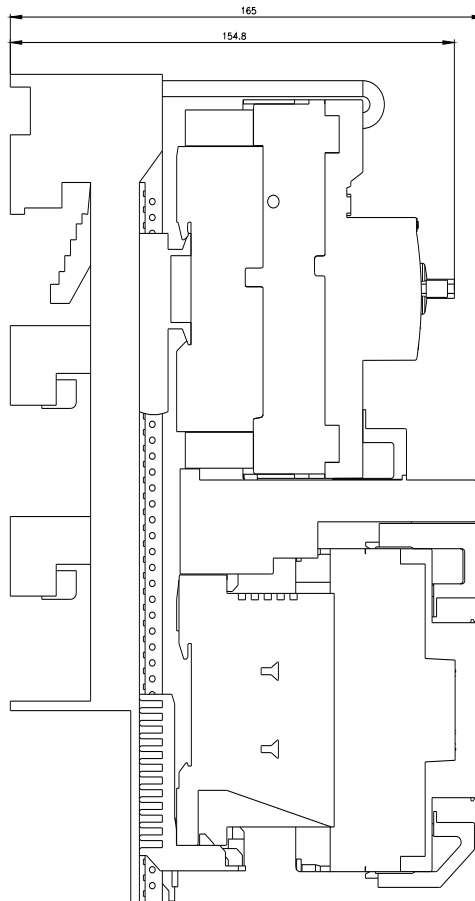
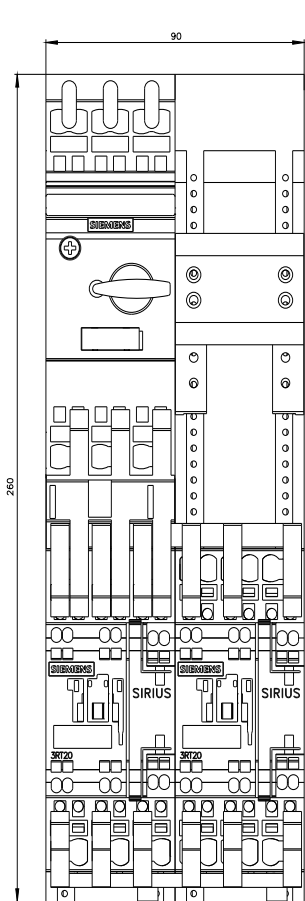
[https://www.automation.siemens.com/bilddb/cax\\_de.aspx?mlfb=3RA2220-1GH24-0BB4&lang=en](https://www.automation.siemens.com/bilddb/cax_de.aspx?mlfb=3RA2220-1GH24-0BB4&lang=en)

##### Characteristic: Tripping characteristics, I<sup>2</sup>t, Let-through current

<https://support.industry.siemens.com/cs/ww/en/ps/3RA2220-1GH24-0BB4/char>

##### Further characteristics (e.g. electrical endurance, switching frequency)

<https://www.automation.siemens.com/bilddb/index.aspx?view=Search&mlfb=3RA2220-1GH24-0BB4&objecttype=14&gridview=view1>





last modified:

4/1/2025