



Load feeder fuseless, Direct-on-line starting 400 V AC, Size S2 32...40 A 230 V AC, 50 Hz screw terminal for installation on standard mounting rail (also fulfills type of coordination 1) Type of coordination 2, I_q = 100 kA 1 NO+1 NC (contactor)

product brand name	SIRIUS
product designation	Direct (on-line) starter
design of the product	for DIN-rail or screw mounting
product type designation	3RA21
manufacturer's article number	
• of the supplied contactor	3RT2035-1AP00
• of the supplied circuit-breakers	3RV2031-4UA10
• of the supplied link module	3RA2931-1AA00
General technical data	
size of the circuit-breaker	S2
size of load feeder	S2
power loss [W] for rated value of the current	
• at AC in hot operating state per pole	8.9 W
• without load current share typical	16 W
insulation voltage with degree of pollution 3 at AC rated value	690 V
surge voltage resistance rated value	6 kV
degree of protection NEMA rating	other
shock resistance according to IEC 60068-2-27	6g / 11 ms
mechanical service life (operating cycles) of contactor typical	10 000 000
type of coordination	2
reference code according to IEC 81346-2:2019	Q
Substance Prohibitance (Date)	03/01/2017
SVHC substance name	Lead - 7439-92-1
Weight	2.155 kg
Ambient conditions	
ambient temperature	
• during operation	-20 ... +60 °C
• during storage	-50 ... +80 °C
• during transport	-50 ... +80 °C
temperature compensation	-20 ... +60 °C
relative humidity during operation	10 ... 95 %
Main circuit	
number of poles for main current circuit	3
design of the switching contact	electromechanical
adjustable current response value current of the current-dependent overload release	32 ... 40 A
operating voltage	
• rated value	690 V
• at AC-3 rated value maximum	690 V
• at AC-3e rated value maximum	690 V

operating frequency rated value	50 ... 60 Hz
operational current	
• at AC-3 at 400 V rated value	40 A
• at AC-3e at 400 V rated value	40 A
operating power	
• at AC-3	
— at 400 V rated value	18 500 W
• at AC-3e	
— at 400 V rated value	18 500 W
Control circuit/ Control	
type of voltage of the control supply voltage	AC
control supply voltage at AC	
• at 50 Hz rated value	230 V
apparent holding power of magnet coil at AC	16 VA
• at 50 Hz	16 VA
inductive power factor with the holding power of the coil	0.37
• at 50 Hz	0.37
Auxiliary circuit	
product extension auxiliary switch	Yes
Protective and monitoring functions	
trip class	CLASS 10
design of the overload release	thermal (bimetallic)
response value current of instantaneous short-circuit trip unit	585 A
UL/CSA ratings	
full-load current (FLA) for 3-phase AC motor	
• at 480 V rated value	40 A
• at 600 V rated value	40 A
Short-circuit protection	
product function short circuit protection	Yes
design of the short-circuit trip	magnetic
conditional short-circuit current (I_q)	
• at 400 V according to IEC 60947-4-1 rated value	100 000 A
Installation/ mounting/ dimensions	
mounting position	vertical, horizontal
fastening method	screw and snap-on mounting to two 35 mm DIN rails
height	274 mm
width	55 mm
depth	150 mm
required spacing	
• for grounded parts	
— forwards	32 mm
— backwards	0 mm
— upwards	50 mm
— at the side	10 mm
— downwards	10 mm
• for live parts	
— forwards	32 mm
— backwards	0 mm
— upwards	50 mm
— downwards	10 mm
— at the side	10 mm
Connections/ Terminals	
type of electrical connection	
• for main current circuit	screw-type terminals
• for auxiliary and control circuit	screw-type terminals
Safety related data	
product function suitable for safety function	Yes
Electrical Safety	
touch protection on the front according to IEC 60529	finger-safe, for vertical contact from the front
Communication/ Protocol	

protocol is supported	No
<ul style="list-style-type: none"> • PROFINET IO protocol • PROFIsafe protocol 	No
protocol is supported AS-Interface protocol	No




Approvals Certificates

General Product Approval	For use in hazardous locations	Test Certificates
 EG-Konf.		 UL
	 ATEX	Special Test Certificate

Test Certificates

Type Test Certificates/Test Report	 ABS	 BUREAU VERITAS	 DNV	 LRS	 PRS
--	--	---	--	--	--

Maritime application

 RINA	 RMRS	Confirmation	 产品合格 QC PASS	Special Test Certificate	Transport Information
---	---	------------------------------	--	--	---------------------------------------

Environment

Environmental Confirmations

Further information

Information on the packaging
<https://support.industry.siemens.com/cs/ww/en/view/109813875>

Information for data generation and storage
<https://support.industry.siemens.com/cs/ww/en/view/109995012>

Information- and Downloadcenter (Catalogs, Brochures,...)
<https://www.siemens.com/ic10>

Industry Mall (Online ordering system)
<https://mall.industry.siemens.com/mall/en/en/Catalog/product?mlfb=3RA2130-4UA35-0AP0>

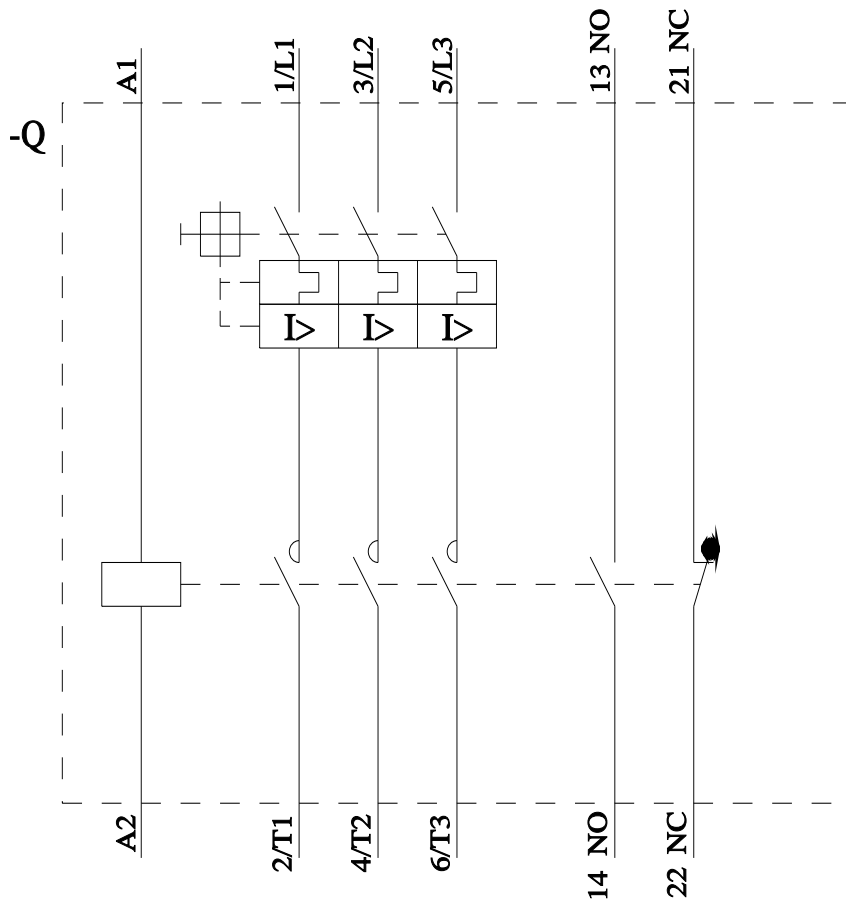
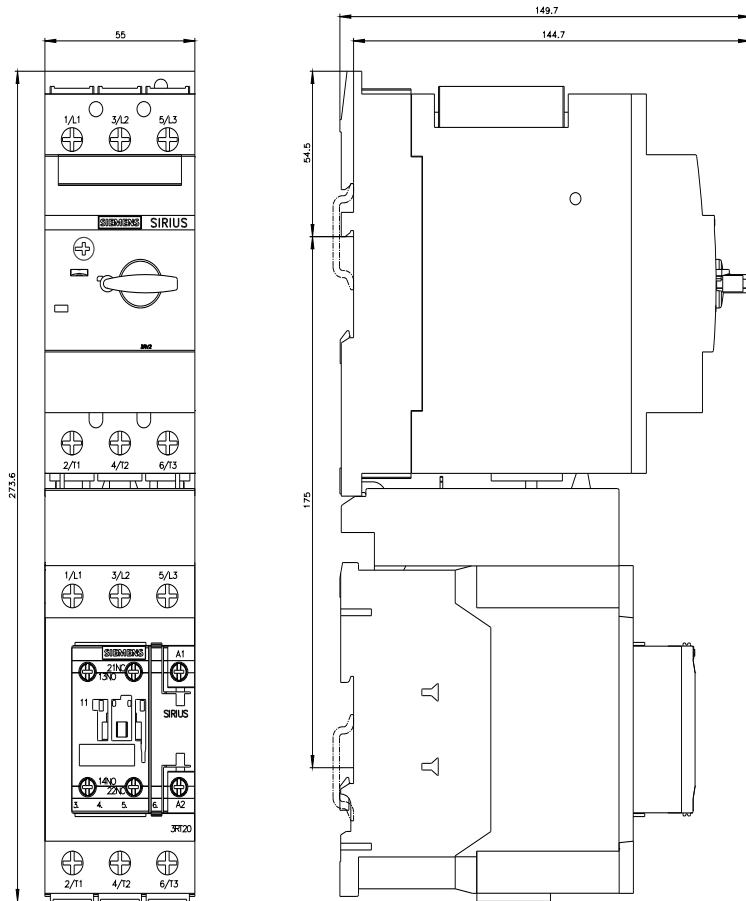
Cax online generator
<https://support.automation.siemens.com/WW/CAXorder/default.aspx?lang=en&mlfb=3RA2130-4UA35-0AP0>

Service&Support (Manuals, Certificates, Characteristics, FAQs,...)
<https://support.industry.siemens.com/cs/ww/en/ps/3RA2130-4UA35-0AP0>

Image database (product images, 2D dimension drawings, 3D models, device circuit diagrams, EPLAN macros, ...)
https://www.automation.siemens.com/bilddb/cax_de.aspx?mlfb=3RA2130-4UA35-0AP0&lang=en

Characteristic: Tripping characteristics, I²t, Let-through current
<https://support.industry.siemens.com/cs/ww/en/ps/3RA2130-4UA35-0AP0/char>

Further characteristics (e.g. electrical endurance, switching frequency)
<https://www.automation.siemens.com/bilddb/index.aspx?view=Search&mlfb=3RA2130-4UA35-0AP0&objecttype=14&gridview=view1>



last modified:

4/1/2025

