



Load feeder fuseless, Direct-on-line starting 400 V AC, Size S0 13...20 A 24 V DC
Spring-type terminal for 60 mm busbar systems Type of coordination 1, I_q = 150 kA
1 NO+1 NC (contactor)

product brand name	SIRIUS
product designation	Direct (on-line) starter
design of the product	for 60 mm busbars
product type designation	3RA21
manufacturer's article number	
<ul style="list-style-type: none"> • of the supplied contactor • of the supplied circuit-breakers • of the supplied busbar adapter • of the supplied link module 	3RT2026-2BB40 3RV2021-4BA20 8US1251-5NT11 3RA2921-2AA00
General technical data	
size of the circuit-breaker	S0
size of load feeder	S0
power loss [W] for rated value of the current	
<ul style="list-style-type: none"> • at AC in hot operating state per pole • without load current share typical 	5.4 W 5.9 W
insulation voltage with degree of pollution 3 at AC rated value	690 V
surge voltage resistance rated value	6 kV
degree of protection NEMA rating	other
shock resistance according to IEC 60068-2-27	6g / 11 ms
mechanical service life (operating cycles) of contactor typical	10 000 000
type of coordination	1
reference code according to IEC 81346-2:2019	Q
Substance Prohibitance (Date)	10/01/2009
SVHC substance name	Lead - 7439-92-1
Weight	1.618 kg
Ambient conditions	
ambient temperature	
<ul style="list-style-type: none"> • during operation • during storage • during transport 	-20 ... +60 °C -50 ... +80 °C -50 ... +80 °C
temperature compensation	-20 ... +60 °C
relative humidity during operation	10 ... 95 %
Main circuit	
number of poles for main current circuit	3
design of the switching contact	electromechanical
adjustable current response value current of the current-dependent overload release	13 ... 20 A
operating voltage	
<ul style="list-style-type: none"> • rated value • at AC-3 rated value maximum 	690 V 690 V

<ul style="list-style-type: none"> at AC-3e rated value maximum 	690 V
operating frequency rated value	50 ... 60 Hz
operational current	
<ul style="list-style-type: none"> at AC-3 at 400 V rated value 	20 A
<ul style="list-style-type: none"> at AC-3e at 400 V rated value 	20 A
operating power	
<ul style="list-style-type: none"> at AC-3 <ul style="list-style-type: none"> at 400 V rated value 	7 500 W
<ul style="list-style-type: none"> at AC-3e <ul style="list-style-type: none"> at 400 V rated value 	7 500 W
Control circuit/ Control	
type of voltage of the control supply voltage	DC
control supply voltage at DC rated value	24 V
holding power of magnet coil at DC	5.9 W
Auxiliary circuit	
product extension auxiliary switch	Yes
Protective and monitoring functions	
trip class	CLASS 10
design of the overload release	thermal (bimetallic)
response value current of instantaneous short-circuit trip unit	260 A
UL/CSA ratings	
full-load current (FLA) for 3-phase AC motor	
<ul style="list-style-type: none"> at 480 V rated value 	20 A
<ul style="list-style-type: none"> at 600 V rated value 	20 A
yielded mechanical performance [hp]	
<ul style="list-style-type: none"> for single-phase AC motor <ul style="list-style-type: none"> at 110/120 V rated value 	1.5 hp
<ul style="list-style-type: none"> <ul style="list-style-type: none"> at 230 V rated value 	3 hp
<ul style="list-style-type: none"> for 3-phase AC motor <ul style="list-style-type: none"> at 200/208 V rated value 	5 hp
<ul style="list-style-type: none"> <ul style="list-style-type: none"> at 220/230 V rated value 	7.5 hp
<ul style="list-style-type: none"> <ul style="list-style-type: none"> at 460/480 V rated value 	15 hp
Short-circuit protection	
product function short circuit protection	Yes
design of the short-circuit trip	magnetic
conditional short-circuit current (I_q)	
<ul style="list-style-type: none"> at 400 V according to IEC 60947-4-1 rated value 	150 000 A
Installation/ mounting/ dimensions	
mounting position	vertical
fastening method	for snapping onto 60 mm busbar systems
height	260 mm
width	45 mm
depth	165 mm
required spacing	
<ul style="list-style-type: none"> for grounded parts <ul style="list-style-type: none"> forwards 	20 mm
<ul style="list-style-type: none"> <ul style="list-style-type: none"> backwards 	0 mm
<ul style="list-style-type: none"> <ul style="list-style-type: none"> upwards 	50 mm
<ul style="list-style-type: none"> <ul style="list-style-type: none"> at the side 	20 mm
<ul style="list-style-type: none"> <ul style="list-style-type: none"> downwards 	10 mm
<ul style="list-style-type: none"> for live parts <ul style="list-style-type: none"> forwards 	20 mm
<ul style="list-style-type: none"> <ul style="list-style-type: none"> backwards 	0 mm
<ul style="list-style-type: none"> <ul style="list-style-type: none"> upwards 	50 mm
<ul style="list-style-type: none"> <ul style="list-style-type: none"> downwards 	10 mm
<ul style="list-style-type: none"> <ul style="list-style-type: none"> at the side 	20 mm
Connections/ Terminals	
type of electrical connection	
<ul style="list-style-type: none"> for main current circuit 	spring-loaded terminals
<ul style="list-style-type: none"> for auxiliary and control circuit 	spring-loaded terminals

Safety related data

product function suitable for safety function	Yes
Electrical Safety	
touch protection on the front according to IEC 60529	finger-safe, for vertical contact from the front

Communication/ Protocol

protocol is supported	
• PROFINET IO protocol	No
• PROFIsafe protocol	No
protocol is supported AS-Interface protocol	No

Approvals Certificates

General Product Approval	For use in hazardous locations	Test Certificates
---------------------------------	---------------------------------------	--------------------------



[Type Test Certificates/Test Report](#)

Test Certificates

Test Certificates	Maritime application				
Special Test Certificate					

Maritime application

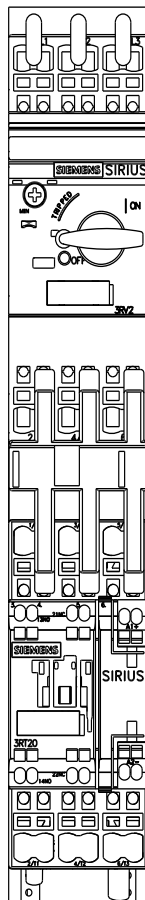
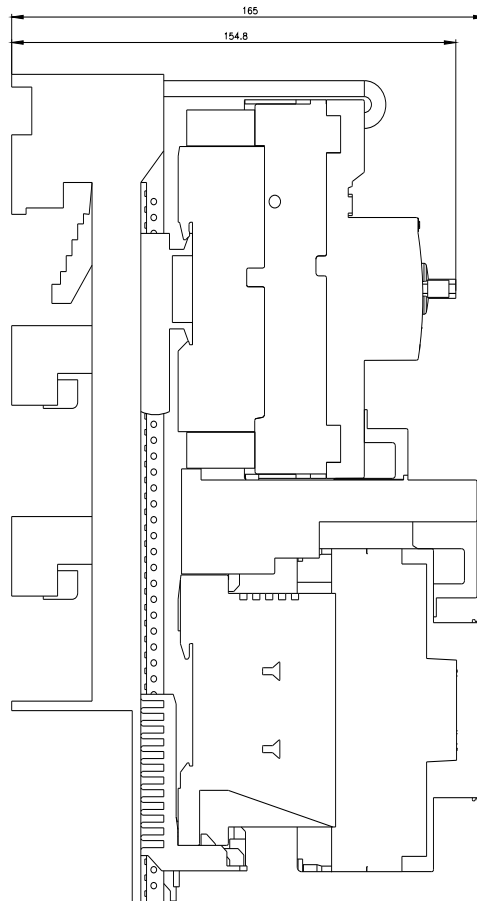
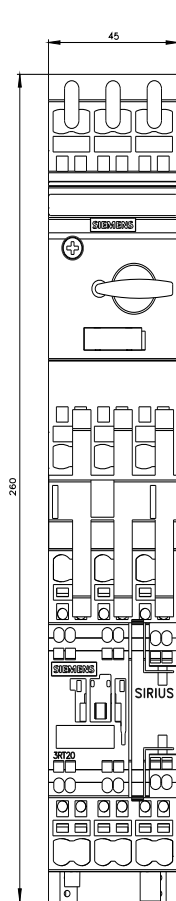
Maritime application	other	Railway	Dangerous goods
			Confirmation
			Special Test Certificate
			Transport Information

Environment

Environmental Confirmations

Further information

Information on the packaging
<https://support.industry.siemens.com/cs/ww/en/view/109813875>
 Information for data generation and storage
<https://support.industry.siemens.com/cs/ww/en/view/109995012>
 Information- and Downloadcenter (Catalogs, Brochures,...)
<https://www.siemens.com/ic10>
 Industry Mall (Online ordering system)
<https://mall.industry.siemens.com/mall/en/en/Catalog/product?mlfb=3RA2120-4BH26-0BB4>
 Cax online generator
<https://support.automation.siemens.com/WW/CAXorder/default.aspx?lang=en&mlfb=3RA2120-4BH26-0BB4>
 Service&Support (Manuals, Certificates, Characteristics, FAQs,...)
<https://support.industry.siemens.com/cs/ww/en/ps/3RA2120-4BH26-0BB4>
 Image database (product images, 2D dimension drawings, 3D models, device circuit diagrams, EPLAN macros, ...)
https://www.automation.siemens.com/bilddb/cax_de.aspx?mlfb=3RA2120-4BH26-0BB4&lang=en
 Characteristic: Tripping characteristics, I²t, Let-through current
<https://support.industry.siemens.com/cs/ww/en/ps/3RA2120-4BH26-0BB4/char>
 Further characteristics (e.g. electrical endurance, switching frequency)
<https://www.automation.siemens.com/bilddb/index.aspx?view=Search&mlfb=3RA2120-4BH26-0BB4&objecttype=14&gridview=view1>





last modified:

4/1/2025 