















Load feeder fuseless, Direct-on-line starting 400 V AC, Size S00 0.28...0.40 A 230 V AC Spring-type terminal for installation on standard mounting rail (also fulfills type of coordination 1) Type of coordination 2, I_q = 150 kA 1 NO (contactor)

product brand name	SIRIUS
product designation	Direct (on-line) starter
design of the product	for DIN-rail or screw mounting
product type designation	3RA21
manufacturer's article number	
<ul style="list-style-type: none"> • of the supplied contactor • of the supplied circuit-breakers • of the supplied link module 	3RT2015-2AP01 3RV2011-0EA20 3RA2911-2AA00
General technical data	
size of the circuit-breaker	S00
size of load feeder	S00
power loss [W] for rated value of the current	
<ul style="list-style-type: none"> • at AC in hot operating state per pole • without load current share typical 	2 W 4.2 W
insulation voltage with degree of pollution 3 at AC rated value	690 V
surge voltage resistance rated value	6 kV
degree of protection NEMA rating	other
shock resistance according to IEC 60068-2-27	6g / 11 ms
mechanical service life (operating cycles) of contactor typical	30 000 000
type of coordination	2
reference code according to IEC 81346-2:2019	Q
Substance Prohibition (Date)	10/01/2009
SVHC substance name	Lead - 7439-92-1
Weight	0.622 kg
Ambient conditions	
ambient temperature	
<ul style="list-style-type: none"> • during operation • during storage • during transport 	-20 ... +60 °C -50 ... +80 °C -50 ... +80 °C
temperature compensation	-20 ... +60 °C
relative humidity during operation	10 ... 95 %
Main circuit	
number of poles for main current circuit	3
design of the switching contact	electromechanical
adjustable current response value current of the current-dependent overload release	0.28 ... 0.4 A
operating voltage	
<ul style="list-style-type: none"> • rated value • at AC-3 rated value maximum • at AC-3e rated value maximum 	690 V 690 V 690 V

operating frequency rated value	50 ... 60 Hz
operational current	
• at AC-3 at 400 V rated value	0.4 A
• at AC-3e at 400 V rated value	0.4 A
operating power	
• at AC-3	
— at 400 V rated value	90 W
• at AC-3e	
— at 400 V rated value	90 W
Control circuit/ Control	
type of voltage of the control supply voltage	AC
control supply voltage at AC	
• at 50 Hz rated value	230 V
• at 60 Hz rated value	230 V
apparent holding power of magnet coil at AC	4.2 VA
• at 50 Hz	4.2 VA
• at 60 Hz	3.3 VA
inductive power factor with the holding power of the coil	0.25
• at 50 Hz	0.25
• at 60 Hz	0.25
Auxiliary circuit	
product extension auxiliary switch	Yes
Protective and monitoring functions	
trip class	CLASS 10
design of the overload release	thermal (bimetallic)
response value current of instantaneous short-circuit trip unit	5.2 A
UL/CSA ratings	
full-load current (FLA) for 3-phase AC motor	
• at 480 V rated value	0.4 A
• at 600 V rated value	0.4 A
Short-circuit protection	
product function short circuit protection	Yes
design of the short-circuit trip	magnetic
conditional short-circuit current (I_q)	
• at 400 V according to IEC 60947-4-1 rated value	150 000 A
Installation/ mounting/ dimensions	
mounting position	vertical
fastening method	screw and snap-on mounting onto 35 mm DIN rail
height	198 mm
width	45 mm
depth	97 mm
required spacing	
• for grounded parts	
— forwards	20 mm
— backwards	0 mm
— upwards	50 mm
— at the side	20 mm
— downwards	10 mm
• for live parts	
— forwards	20 mm
— backwards	0 mm
— upwards	50 mm
— downwards	10 mm
— at the side	20 mm
Connections/ Terminals	
type of electrical connection	
• for main current circuit	spring-loaded terminals
• for auxiliary and control circuit	spring-loaded terminals
Safety related data	
product function suitable for safety function	Yes

Electrical Safety			
touch protection on the front according to IEC 60529		finger-safe, for vertical contact from the front	
Communication/ Protocol			
protocol is supported			
• PROFINET IO protocol		No	
• PROFIsafe protocol		No	
protocol is supported AS-Interface protocol		No	
Approvals Certificates			
General Product Approval		For use in hazardous locations	Test Certificates
			
EG-Konf.		UL	ATEX
			Type Test Certificates/Test Report
Test Certificates			
Maritime application			
Special Test Certificate			
	ABS	BUREAU VERITAS	DNV
			
			LRS
			
			PRS
Maritime application		other	Railway
			Confirmation
RINA	RMRS	产品合格 QC PASS	Special Test Certificate
			Environmental Confirmations
Further information			
Information on the packaging https://support.industry.siemens.com/cs/ww/en/view/109813875			
Information for data generation and storage https://support.industry.siemens.com/cs/ww/en/view/109995012			
Information- and Downloadcenter (Catalogs, Brochures,...) https://www.siemens.com/ic10			
Industry Mall (Online ordering system) https://mall.industry.siemens.com/mall/en/en/Catalog/product?mlfb=3RA2110-0EE15-1AP0			
Cax online generator https://support.automation.siemens.com/WW/CAXorder/default.aspx?lang=en&mlfb=3RA2110-0EE15-1AP0			
Service&Support (Manuals, Certificates, Characteristics, FAQs,...) https://support.industry.siemens.com/cs/ww/en/ps/3RA2110-0EE15-1AP0			
Image database (product images, 2D dimension drawings, 3D models, device circuit diagrams, EPLAN macros, ...) https://www.automation.siemens.com/bilddb/cax_de.aspx?mlfb=3RA2110-0EE15-1AP0&lang=en			
Characteristic: Tripping characteristics, I _t , Let-through current https://support.industry.siemens.com/cs/ww/en/ps/3RA2110-0EE15-1AP0/char			
Further characteristics (e.g. electrical endurance, switching frequency) https://www.automation.siemens.com/bilddb/index.aspx?view=Search&mlfb=3RA2110-0EE15-1AP0&objecttype=14&gridview=view1			



last modified:

4/1/2025 