



SETRON, Fuse switch disconnecter 3NP1, 3-pole, NH1, 250 A, for assembly and installation on mounting plate, flat terminal, Fuse monitoring: electromechanical, Cover level 70 mm

Model	
product designation	Fuse switch disconnecter
design of the safety monitoring	electro mechanical
design of the load switch strip form	No
type of the driving mechanism motor drive	No
General technical data	
number of poles	3
type of device	For assembly and installation on mounting plate
size of disconnecting link	1 and 0
size of fuse link	NH0, NH1
let-through current with closed switch maximum	32 kA
mechanical service life (operating cycles) typical	1 600
I ² t value with closed switch maximum	780 kA ² .s
power factor	
• at AC-22 B	0.65
• at AC-23 B	0.45
• with capacitive load	-0.25
fuse system	LV HRC fuse
degree of pollution	3
Voltage	
insulation voltage	
• rated value	690 V
• with degree of pollution 3 at AC rated value	690 V
• with degree of pollution 2 at AC rated value	1 000 V
power factor at AC-21 B	0.95
surge voltage resistance rated value	8 kV
• operational current	
— at 35 °C rated value	250 A
— at 40 °C rated value	245 A
— at 45 °C rated value	240 A
— at 50 °C rated value	233 A
— at 55 °C rated value	233 A
• operational current	
— at AC-21 B at 240 V rated value	250 A
— at AC-21 B at 400 V rated value	250 A
— at AC-21 B at 500 V rated value	250 A
— at AC-21 B at 690 V rated value	250 A
— at AC-22 B at 240 V rated value	250 A
— at AC-22 B at 400 V rated value	250 A

— at AC-22 B at 500 V rated value	250 A
— at AC-22 B at 690 V rated value	250 A
— at AC-23 B at 690 V rated value	100 A
— at AC-23 B at 500 V rated value	200 A
— at AC-23 B at 400 V rated value	250 A
— at AC-23 B at 240 V rated value	250 A
— at DC-21 B at 120 V rated value	250 A
— at DC-21 B at 240 V rated value	250 A
— at DC-21 B at 440 V rated value	250 A
— at DC-22 B at 120 V rated value	250 A
— at DC-22 B at 240 V rated value	250 A
— at DC-22 B at 440 V rated value	200 A
— at DC-23 B at 120 V rated value	200 A
— at DC-23 B at 240 V rated value	200 A
— at DC-23 B at 440 V rated value	100 A
let-through current with high-speed activation maximum permissible	25 kA
operating voltage	
• at AC rated value minimum	24 V
• at AC rated value maximum	690 V
• at DC rated value	240 V
• at DC rated value minimum	24 V
• at DC rated value maximum	250 V
Protection class	
protection class IP	
• with closed switch with cover or cable lug cover	IP40
• with closed switch without cover or cable lug cover	IP30
• open	IP20
Dissipation	
power loss [W]	
• with conventional rated thermal current without fuse per pole	8 W
• with conventional rated thermal current without fuse per device	24 W
• for rated value of the current at AC in hot operating state per pole	31 W
• of the fuse per fuse maximum	23 W
Main circuit	
operational current	
• rated value	250 A
• with capacitive load at 400 V rated value	72 A
• with capacitive load at 500 V rated value	55 A
Auxiliary circuit	
number of CO contacts for auxiliary contacts	0
number of NC contacts for auxiliary contacts	0
number of NO contacts for auxiliary contacts	0
Suitability	
suitability for use main switch	No
suitability for use switch disconnecter	Yes
suitability for use EMERGENCY OFF switch	No
suitability for use safety switch	Yes
suitability for use maintenance/repair switch	Yes
Product details	
product function phase failure monitoring	No
product component	
• undervoltage release	No
• undervoltage release with leading contact	No
product feature sealable	Yes
product extension auxiliary switch	Yes
product extension optional locking capability	Yes
product extension optional phase failure monitoring	Yes
product extension optional voltage trigger	No

product extension optional overvoltage protection monitoring	Yes
--	-----

Product function

product function overvoltage protection monitoring	No
--	----

Short circuit

conditional short-circuit current (Iq)	
• at AC at 240 V with high-speed activation rated value	80 kA
• at AC at 500 V with high-speed activation rated value	80 kA
• at AC at 690 V with high-speed activation rated value	50 kA
• with closed switch at AC at 240 V rated value	120 kA
• with closed switch at AC at 500 V rated value	120 kA
• with closed switch at AC at 690 V rated value	100 kA

Connections

arrangement of electrical connectors for main current circuit	other
connectable conductor cross-section for main contacts	
• solid or stranded minimum	16 mm ²
• solid or stranded maximum	150 mm ²
• stranded minimum	16 mm ²
• stranded maximum	150 mm ²
tightening torque with screw-type terminals	
• minimum	10 N·m
• maximum	12 N·m
type of connectable conductor cross-sections of the laminated conductors maximum	25 x 18 mm
type of connection technology	Flat terminal

Mechanical Design

height	306 mm
width	183.7 mm
depth	192.8 mm
fastening method	mounting plate
fastening method	
• floor mounting	Yes
• rail mounting	No
mounting position	horizontal/vertical
Net Weight	3.463 kg

Environmental conditions

ambient temperature during operation	
• minimum	-25 °C
• maximum	55 °C
ambient temperature during storage	
• minimum	-50 °C
• maximum	80 °C

Certificates

reference code according to IEC 81346-2	Q
---	---

Approvals Certificates

General Product Approval



[Miscellaneous](#)

General Product Approval	Test Certificates	Maritime application	other
--------------------------	-------------------	----------------------	-------



[Type Test Certificates/Test Report](#)



[Confirmation](#)

Environment

Further information

Information on the packaging

<https://support.industry.siemens.com/cs/ww/en/view/109813875>

Information for data generation and storage

<https://support.industry.siemens.com/cs/ww/en/view/109995012>

Information- and Downloadcenter (Catalogs, Brochures,...)

<http://www.siemens.com/lowvoltage/catalogs>

Industry Mall (Online ordering system)

<https://mall.industry.siemens.com/mall/en/en/Catalog/product?mlfb=3NP1143-1DA11>

Service&Support (Manuals, Certificates, Characteristics, FAQs,...)

<https://support.industry.siemens.com/cs/ww/en/ps/3NP1143-1DA11>

Image database (product images, 2D dimension drawings, 3D models, device circuit diagrams, ...)

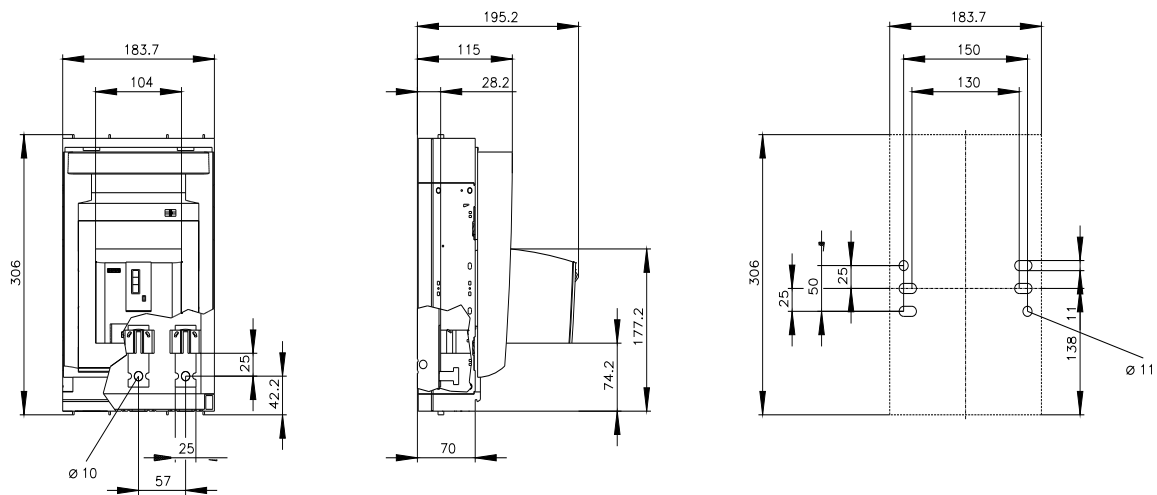
http://www.automation.siemens.com/bilddb/cax_en.aspx?mlfb=3NP1143-1DA11

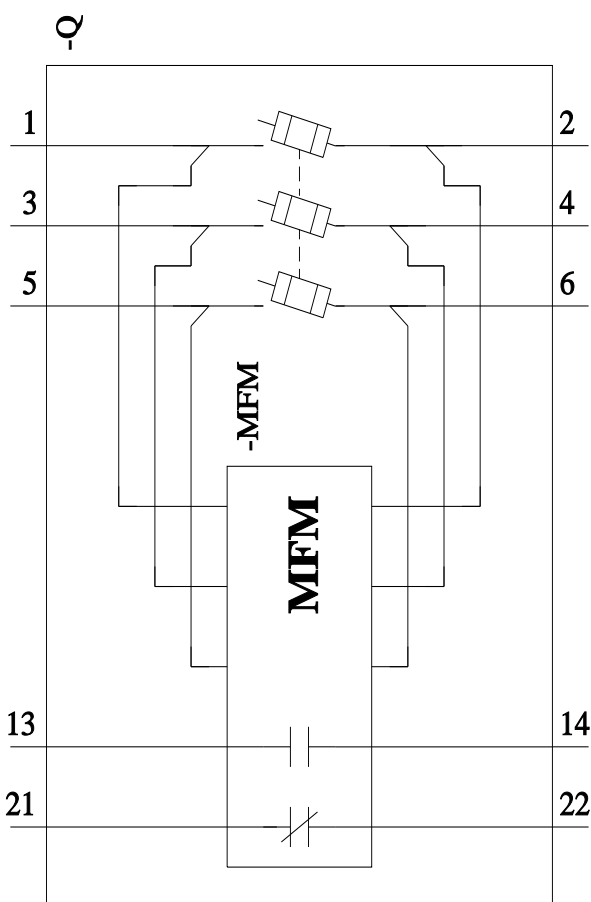
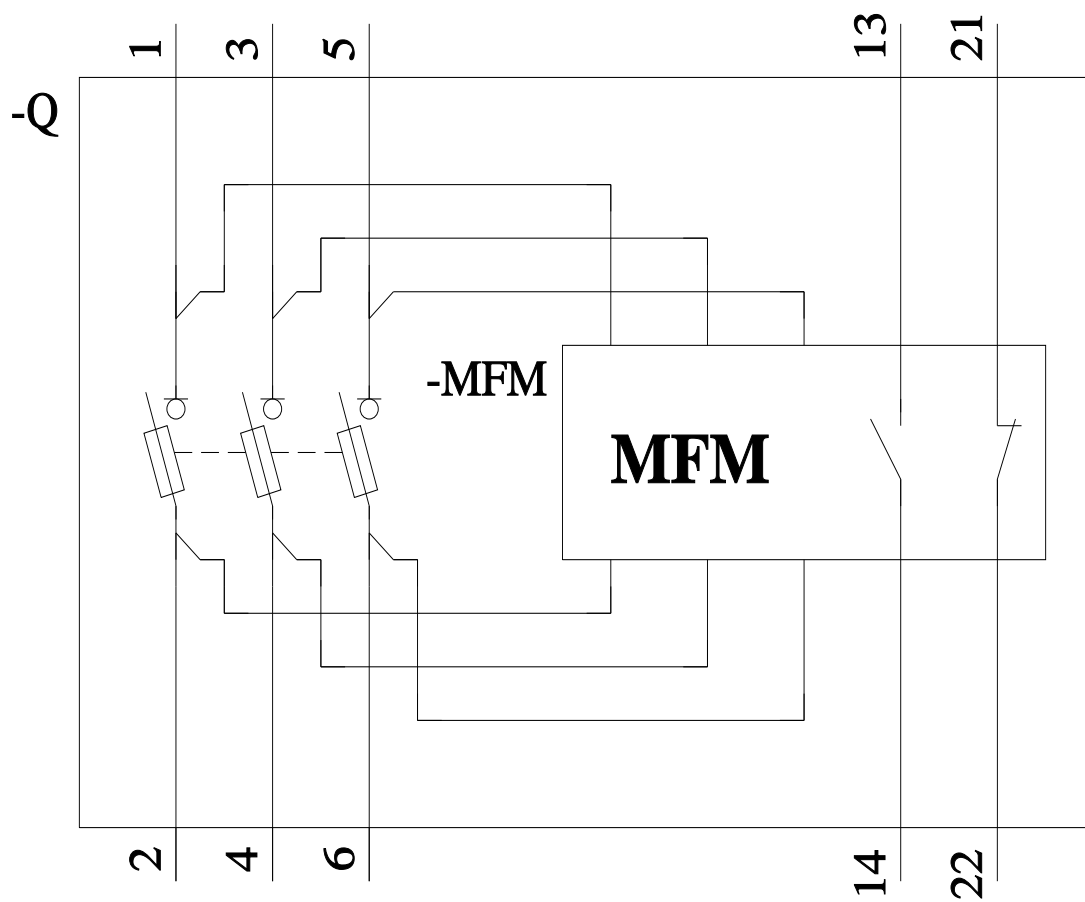
CAX-Online-Generator

<http://www.siemens.com/cax>

Tender specifications

<http://www.siemens.com/specifications>





last modified:

4/4/2025

