



SENTRON, Fuse switch disconnecter 3NP1, 3-pole, NH000 narrow, 125 A, for busbar systems 60 mm, box terminal, cable outlet downwards with auxiliary switch 1 CO Cover level 32/60/70 mm

Model	
product designation	Fuse switch disconnecter
busbar design	busbar thickness 5 or 10 mm
design of the safety monitoring	Without
design of the load switch strip form	No
type of the driving mechanism motor drive	No
General technical data	
number of poles	3
type of device	for 60 mm busbar systems
size of disconnecting link	0
size of fuse link	NH000
let-through current with closed switch maximum	15 kA
mechanical service life (operating cycles) typical	2 000
I ² t value with closed switch maximum	150 kA ² .s
power factor	
• at AC-22 B	0.65
• at AC-23 B	0.45
fuse system	LV HRC fuse
degree of pollution	2
Voltage	
insulation voltage	
• rated value	800 V
• with degree of pollution 2 at AC rated value	800 V
power factor at AC-21 B	0.95
surge voltage resistance rated value	6 kV
• operational current	
— at 35 °C rated value	125 A
— at 40 °C rated value	111 A
— at 45 °C rated value	95 A
— at 50 °C rated value	76 A
— at 55 °C rated value	51 A
• operational current	
— at AC-21 B at 240 V rated value	125 A
— at AC-21 B at 400 V rated value	125 A
— at AC-21 B at 500 V rated value	125 A
— at AC-21 B at 690 V rated value	80 A
— at AC-22 B at 240 V rated value	125 A
— at AC-22 B at 400 V rated value	125 A
— at AC-22 B at 500 V rated value	125 A

— at AC-23 B at 400 V rated value	63 A
— at AC-23 B at 240 V rated value	63 A
let-through current with high-speed activation maximum permissible	10 kA
operating voltage	
• at AC rated value maximum	690 V
Protection class	
protection class IP	
• with closed switch with cover or cable lug cover	IP30
• with closed switch without cover or cable lug cover	IP10
• open	IP10
Dissipation	
power loss [W]	
• with conventional rated thermal current without fuse per pole	4.6 W
• with conventional rated thermal current without fuse per device	13.8 W
• for rated value of the current at AC in hot operating state per pole	13.6 W
• of the fuse per fuse maximum	9 W
Main circuit	
operational current	
• rated value	125 A
Auxiliary circuit	
number of CO contacts for auxiliary contacts	1
number of NC contacts for auxiliary contacts	0
number of NO contacts for auxiliary contacts	0
Suitability	
suitability for use main switch	No
suitability for use switch disconnecter	Yes
suitability for use EMERGENCY OFF switch	No
suitability for use safety switch	Yes
suitability for use maintenance/repair switch	Yes
Product details	
product function phase failure monitoring	No
product component	
• undervoltage release	No
• undervoltage release with leading contact	No
product feature sealable	Yes
product extension auxiliary switch	Yes
product extension optional locking capability	Yes
product extension optional phase failure monitoring	No
product extension optional fuse monitoring	No
product extension optional voltage trigger	No
product extension optional overvoltage protection monitoring	No
Product function	
product function overvoltage protection monitoring	No
Short circuit	
conditional short-circuit current (I_q)	
• at AC at 240 V with high-speed activation rated value	80 kA
• at AC at 500 V with high-speed activation rated value	80 kA
• at AC at 690 V with high-speed activation rated value	80 kA
• with closed switch at AC at 240 V rated value	80 kA
• with closed switch at AC at 500 V rated value	80 kA
• with closed switch at AC at 690 V rated value	80 kA
Connections	
arrangement of electrical connectors for main current circuit	other
connectable conductor cross-section for main contacts	
• solid or stranded minimum	1.5 mm ²
• solid or stranded maximum	50 mm ²
• finely stranded with core end processing minimum	1.5 mm ²

<ul style="list-style-type: none"> finely stranded with core end processing maximum stranded minimum stranded maximum 	35 mm ² 16 mm ² 50 mm ²
tightening torque with screw-type terminals	
<ul style="list-style-type: none"> minimum maximum 	4 N·m 5 N·m
type of connectable conductor cross-sections of the laminated conductors maximum	6 x (9 x 0.8) mm
type of connection technology	Box terminal

Mechanical Design

height	208 mm
width	53 mm
width of the busbar	
<ul style="list-style-type: none"> minimum maximum 	12 mm 30 mm
depth	129 mm
fastening method	busbar
fastening method	
<ul style="list-style-type: none"> floor mounting rail mounting 	No Yes
mounting position	horizontal/vertical
busbar center-to-center spacing	60 mm
Net Weight	750 g





Environmental conditions

ambient temperature during operation	
<ul style="list-style-type: none"> minimum maximum 	-25 °C 70 °C
ambient temperature during storage	
<ul style="list-style-type: none"> minimum maximum 	-50 °C 80 °C

Certificates

reference code according to IEC 81346-2	Q
--	---

Approvals Certificates

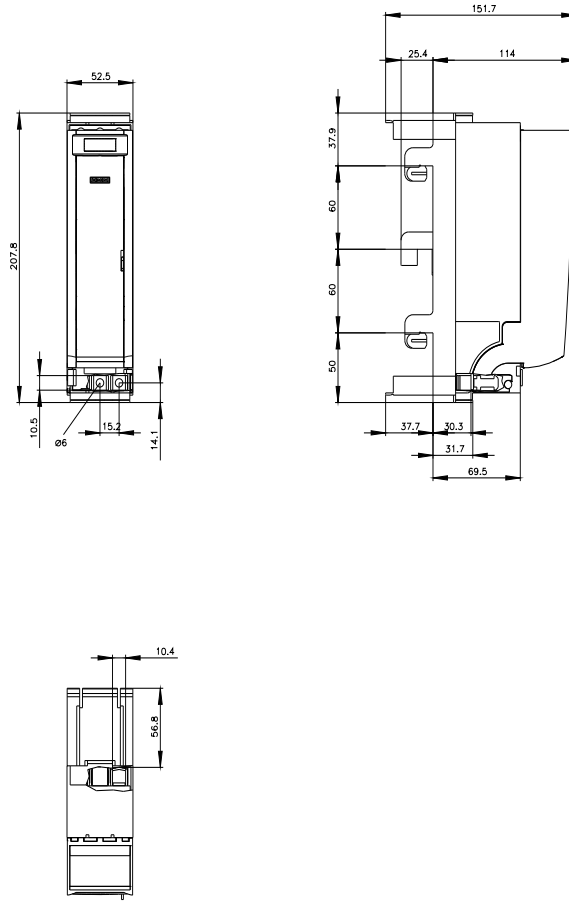
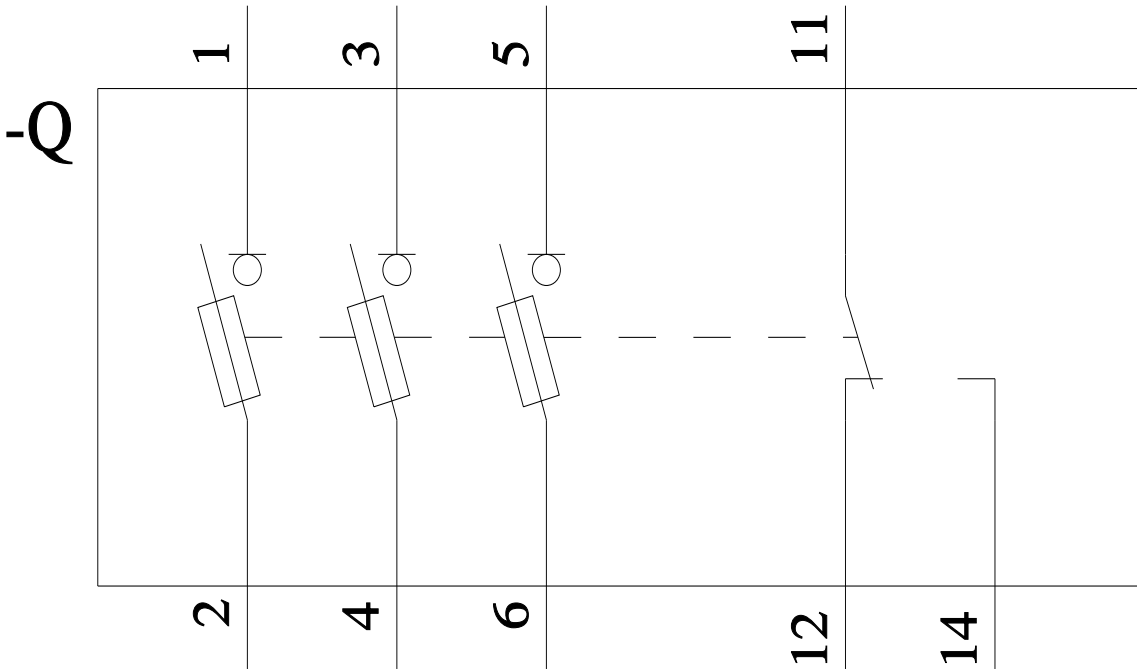
General Product Approval	Test Certificates	other
 	Miscellaneous	 Type Test Certificates/Test Report 

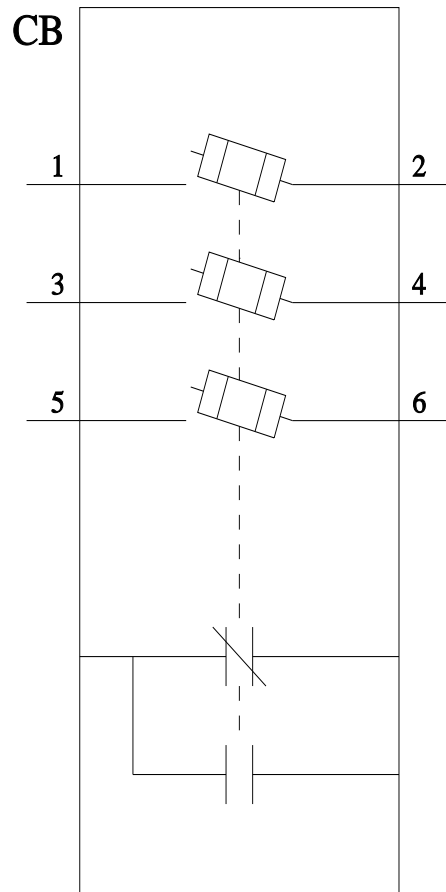
other

Environment		
Confirmation	Environmental Confirmations	Environmental Confirmations

Further information

- Information on the packaging
<https://support.industry.siemens.com/cs/ww/en/view/109813875>
- Information for data generation and storage
<https://support.industry.siemens.com/cs/ww/en/view/109995012>
- Information- and Downloadcenter (Catalogs, Brochures,...)
<http://www.siemens.com/lowvoltage/catalogs>
- Industry Mall (Online ordering system)
<https://mall.industry.siemens.com/mall/en/en/Catalog/product?mlfb=3NP1113-1BC26>
- Service&Support (Manuals, Certificates, Characteristics, FAQs,...)
<https://support.industry.siemens.com/cs/ww/en/ps/3NP1113-1BC26>
- Image database (product images, 2D dimension drawings, 3D models, device circuit diagrams, ...)
http://www.automation.siemens.com/bilddb/cax_en.aspx?mlfb=3NP1113-1BC26
- CAx-Online-Generator
<http://www.siemens.com/cax>
- Tender specifications
<http://www.siemens.com/specifications>





last modified:

4/10/2025 