



3LD3 switch disconnecter, Iu 32 A main switch 3-pole rated operational power for AC-23 A at 400 V 11.5 kW installation in distribution boards basic switch with knob-operated mechanism black with auxiliary switches 1 NO + 1 NC

Model	
product brand name	SENTRON
product designation	Switch disconnecter
design of the product	Main switch
display version for switch position indicator manual operation	1 ON - 0 OFF
type of switch	DIN-rail mounting
design of the actuating element	selector switch
color of the actuating element	black
design of handle	knob-operated mechanism, black
type of the driving mechanism motor drive	No
General technical data	
number of poles	3
number of poles note	3
mechanical service life (operating cycles) typical	100 000
electrical endurance (operating cycles)	
• at AC-23 A at 690 V	6 000
operating frequency maximum	50 1/h
degree of pollution	3
Voltage	
insulation voltage rated value	690 V
surge voltage resistance rated value	6 kV
operating voltage	
• at AC rated value	690 V
operating frequency rated value	
• minimum	50 Hz
• maximum	60 Hz
Protection class	
protection class IP	IP40
protection class IP on the front	IP40
Dissipation	
power loss [W] for rated value of the current at AC in hot operating state per pole	1.8 W
Main circuit	
operational current	
• at AC-21 at 690 V rated value	32 A
• at AC-21 A at 240 V rated value	32 A
• at AC-21 A at 400 V rated value	32 A
• at AC-21 A at 440 V rated value	32 A
• at AC-23 A at 400 V rated value	22 A

operating power	
<ul style="list-style-type: none"> • at AC-23 A at 240 V rated value • at AC-23 A at 400 V rated value • at AC-23 A at 440 V rated value • at AC-23 A at 690 V rated value • at AC-3 at 240 V rated value • at AC-3 at 400 V rated value • at AC-3 at 690 V rated value 	6 kW 12 kW 11.5 kW 12 kW 5.5 kW 10 kW 9.5 kW
Auxiliary circuit	
number of CO contacts for auxiliary contacts	0
number of NC contacts for auxiliary contacts	1
number of NO contacts for auxiliary contacts	1
operating voltage of auxiliary contacts at AC maximum	500 V
continuous current of the auxiliary contact rated value	10 A
insulation voltage of the auxiliary switch rated value	500 V
Suitability	
suitability for use main switch	Yes
suitability for use switch disconnecter	Yes
suitability for use EMERGENCY OFF switch	No
suitability for use safety switch	Yes
suitability for use maintenance/repair switch	Yes
Product details	
special product feature	Can be locked in zero position
product feature can be locked into OFF position	Yes
Accessories	
product extension optional	
<ul style="list-style-type: none"> • motor drive • voltage trigger 	No No
number of connectable NC contacts for auxiliary contacts attachable maximum	2
number of connectable NO contacts for auxiliary contacts attachable maximum	4
number of connectable CO contacts for auxiliary contacts attachable maximum	0
number of bracket locks maximum	2
hasp thickness of the bracket locks	4 ... 6 mm
Short circuit	
conditional short-circuit current with line-side fuse protection	
<ul style="list-style-type: none"> • at 440 V by gG fuse rated value • at 690 V by gG fuse rated value 	10 kA 6 kA
let-through current with closed switch	
<ul style="list-style-type: none"> • at 240 V for combination switch + gG fuse maximum • at 440 V for combination switch + gG fuse maximum • at 690 V for combination switch + gG fuse maximum permissible 	4.5 kA 4.5 kA 5 kA
I²t value with closed switch	
<ul style="list-style-type: none"> • at 240 V for combination switch + gG fuse maximum • at 440 V for combination switch + gG fuse maximum • at 690 V for combination switch + gG fuse maximum 	9 kA ² .s 9 kA ² .s 9 kA ² .s
design of the fuse link	
<ul style="list-style-type: none"> • for short-circuit protection of the main circuit required • for short-circuit protection of the auxiliary switch required 	fuse gL/gG: 40 A fuse gL/gG: 10 A
operational current of upstream fuse rated value	32 A
according UL	
operational current at AC according to UL 508/UL 60947-4-1 rated value	32 A
operating voltage at AC at 50/60 Hz according to UL 508/UL 60947-4-1 rated value	600 V
active power [hp] at AC at 480 V according to UL 508/UL 60947-4-1 rated value	20
active power [hp] at AC at 600 V according to UL 508/UL 60947-4-1 rated value	20

short-time withstand current (SCCR) at 600 V according to UL 508/UL 60947-4-1	5 kA
continuous current of upstream fuse according to UL rated value	50 A
type of fuse according to UL	RK5

Connections

AWG number as coded connectable conductor cross section solid maximum	6 14
type of connectable conductor cross-sections for copper conductor	1x (2.5 to 16 mm ²) 1x (2.5...16 mm ²) 1x (2.5 to 16 mm ²)
type of connectable conductor cross-sections for auxiliary contacts	2x (0.75 ... 2.5 mm ²), 1x 4 mm ² 2x (0.75 ... 1.5 mm ²), 1x 2.5 mm ² 2x (0.75 ... 2.5 mm ²), 1x 4 mm ²
type of electrical connection	box terminal Box terminals

Mechanical Design

height	60 mm
width	47 mm
depth	77 mm
type of device	fixed mounting
fastening method	Built-in unit fixed-mounted version
fastening method	No No Yes
Net Weight	175 g

Environmental conditions

ambient temperature during operation	-25 °C 55 °C
ambient temperature during storage	-25 °C 55 °C

Approvals Certificates

General Product Approval	other
--------------------------	-------



other	Environment
-------	-------------

[Confirmation](#)

[Environmental Confirmations](#)

[Environmental Confirmations](#)

Further information

Information on the packaging
<https://support.industry.siemens.com/cs/ww/en/view/109813875>
 Information for data generation and storage
<https://support.industry.siemens.com/cs/ww/en/view/109995012>
 Information- and Downloadcenter (Catalogs, Brochures,...)
<https://www.siemens.com/lowvoltage/catalogs>

Industry Mall (Online ordering system)

<https://mall.industry.siemens.com/mall/en/en/Catalog/product?mlfb=3LD3230-1TK11>

Service&Support (Manuals, Certificates, Characteristics, FAQs,...)

<https://support.industry.siemens.com/cs/ww/en/ps/3LD3230-1TK11>

Image database (product images, 2D dimension drawings, 3D models, device circuit diagrams, ...)

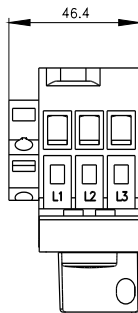
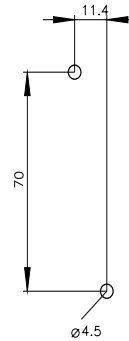
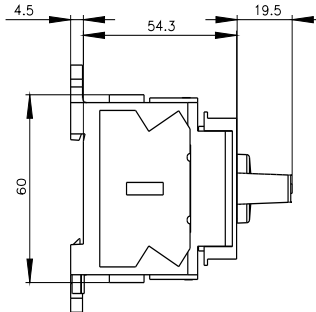
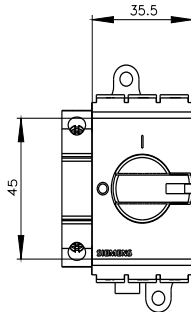
https://www.automation.siemens.com/bilddb/cax_en.aspx?mlfb=3LD3230-1TK11

CAX-Online-Generator

<https://www.siemens.com/cax>

Tender specifications

<https://www.siemens.com/specifications>



last modified:

10/14/2025 

