



3LD3 switch disconnecter, Iu 16 A main switch 3-pole rated operational power at AC-23 A at 400 V 7.5 kW installation in distribution boards basic switch with knob-operated mechanism black with auxiliary switches 1 NO + 1 NC

Model	
product brand name	SENTRON
product designation	Switch disconnecter
design of the product	Main switch
display version for switch position indicator manual operation	1 ON - 0 OFF
type of switch	DIN-rail mounting
design of the actuating element	selector switch
color of the actuating element	black
design of handle	knob-operated mechanism, black
type of the driving mechanism motor drive	No
General technical data	
number of poles	3
number of poles note	3
mechanical service life (operating cycles) typical	100 000
electrical endurance (operating cycles)	
• at AC-23 A at 690 V	6 000
operating frequency maximum	50 1/h
degree of pollution	3
Voltage	
insulation voltage rated value	690 V
surge voltage resistance rated value	6 kV
operating voltage	
• at AC rated value	690 V
operating frequency rated value	
• minimum	50 Hz
• maximum	60 Hz
Protection class	
protection class IP	IP40
protection class IP on the front	IP40
Dissipation	
power loss [W] for rated value of the current at AC in hot operating state per pole	0.5 W
Main circuit	
operational current	
• at AC-21 at 690 V rated value	16 A
• at AC-21 A at 240 V rated value	16 A
• at AC-21 A at 400 V rated value	16 A
• at AC-21 A at 440 V rated value	16 A
• at AC-23 A at 400 V rated value	16 A

<b>operating power</b>	
<ul style="list-style-type: none"> <li>• at AC-23 A at 240 V rated value</li> <li>• at AC-23 A at 400 V rated value</li> <li>• at AC-23 A at 440 V rated value</li> <li>• at AC-23 A at 690 V rated value</li> <li>• at AC-3 at 240 V rated value</li> <li>• at AC-3 at 400 V rated value</li> <li>• at AC-3 at 690 V rated value</li> </ul>	3 kW 8 kW 7.5 kW 8 kW 3 kW 6 kW 5.5 kW
<b>Auxiliary circuit</b>	
number of CO contacts for auxiliary contacts	0
<b>number of NC contacts for auxiliary contacts</b>	1
<b>number of NO contacts for auxiliary contacts</b>	1
<b>operating voltage of auxiliary contacts at AC maximum</b>	500 V
<b>continuous current of the auxiliary contact rated value</b>	10 A
insulation voltage of the auxiliary switch rated value	500 V
<b>Suitability</b>	
<b>suitability for use main switch</b>	Yes
<b>suitability for use switch disconnecter</b>	Yes
<b>suitability for use EMERGENCY OFF switch</b>	No
<b>suitability for use safety switch</b>	Yes
<b>suitability for use maintenance/repair switch</b>	Yes
<b>Product details</b>	
<b>special product feature</b>	Can be locked in zero position
<b>product feature can be locked into OFF position</b>	Yes
<b>Accessories</b>	
<b>product extension optional</b>	
<ul style="list-style-type: none"> <li>• motor drive</li> <li>• voltage trigger</li> </ul>	No No
<b>number of connectable NC contacts for auxiliary contacts attachable maximum</b>	2
<b>number of connectable NO contacts for auxiliary contacts attachable maximum</b>	4
<b>number of connectable CO contacts for auxiliary contacts attachable maximum</b>	0
<b>number of bracket locks maximum</b>	2
<b>hasp thickness of the bracket locks</b>	4 ... 6 mm
<b>Short circuit</b>	
<b>conditional short-circuit current with line-side fuse protection</b>	
<ul style="list-style-type: none"> <li>• at 440 V by gG fuse rated value</li> <li>• at 690 V by gG fuse rated value</li> </ul>	10 kA 6 kA
<b>let-through current with closed switch</b>	
<ul style="list-style-type: none"> <li>• at 240 V for combination switch + gG fuse maximum</li> <li>• at 440 V for combination switch + gG fuse maximum</li> <li>• at 690 V for combination switch + gG fuse maximum permissible</li> </ul>	3 kA 3 kA 3 kA
<b>I<sup>2</sup>t value with closed switch</b>	
<ul style="list-style-type: none"> <li>• at 240 V for combination switch + gG fuse maximum</li> <li>• at 440 V for combination switch + gG fuse maximum</li> <li>• at 690 V for combination switch + gG fuse maximum</li> </ul>	2.5 kA <sup>2</sup> .s 2.5 kA <sup>2</sup> .s 3 kA <sup>2</sup> .s
<b>design of the fuse link</b>	
<ul style="list-style-type: none"> <li>• for short-circuit protection of the main circuit required</li> <li>• for short-circuit protection of the auxiliary switch required</li> </ul>	fuse gL/gG: 20 A fuse gL/gG: 10 A
<b>operational current of upstream fuse rated value</b>	16 A
<b>according UL</b>	
<b>operational current at AC according to UL 508/UL 60947-4-1 rated value</b>	16 A
<b>operating voltage at AC at 50/60 Hz according to UL 508/UL 60947-4-1 rated value</b>	600 V
<b>active power [hp] at AC at 480 V according to UL 508/UL 60947-4-1 rated value</b>	7.5
<b>active power [hp] at AC at 600 V according to UL 508/UL 60947-4-1 rated value</b>	10

short-time withstand current (SCCR) at 600 V according to UL 508/UL 60947-4-1	5 kA
continuous current of upstream fuse according to UL rated value	50 A
type of fuse according to UL	RK5

### Connections

AWG number as coded connectable conductor cross section solid maximum	6 14
type of connectable conductor cross-sections for copper conductor	1x (2.5 to 16 mm <sup>2</sup> ) 1x (2.5...16 mm <sup>2</sup> ) 1x (2.5 to 16 mm <sup>2</sup> )
type of connectable conductor cross-sections for auxiliary contacts	2x (0.75 ... 2.5 mm <sup>2</sup> ), 1x 4 mm <sup>2</sup> 2x (0.75 ... 1.5 mm <sup>2</sup> ), 1x 2.5 mm <sup>2</sup> 2x (0.75 ... 2.5 mm <sup>2</sup> ), 1x 4 mm <sup>2</sup>
type of electrical connection	box terminal Box terminals

### Mechanical Design

height	60 mm
width	47 mm
depth	77 mm
type of device	fixed mounting
fastening method	Built-in unit fixed-mounted version
fastening method	No No Yes
Net Weight	172 g

### Environmental conditions

ambient temperature during operation	-25 °C 55 °C
ambient temperature during storage	-25 °C 55 °C

### Approvals Certificates

General Product Approval	other
--------------------------	-------



other	Environment
-------	-------------

[Confirmation](#)

[Environmental Confirmations](#)

[Environmental Confirmations](#)

### Further information

Information on the packaging  
<https://support.industry.siemens.com/cs/ww/en/view/109813875>  
 Information for data generation and storage  
<https://support.industry.siemens.com/cs/ww/en/view/109995012>  
 Information- and Downloadcenter (Catalogs, Brochures,...)  
<https://www.siemens.com/lowvoltage/catalogs>

Industry Mall (Online ordering system)

<https://mall.industry.siemens.com/mall/en/en/Catalog/product?mlfb=3LD3030-1TK11>

Service&Support (Manuals, Certificates, Characteristics, FAQs,...)

<https://support.industry.siemens.com/cs/ww/en/ps/3LD3030-1TK11>

Image database (product images, 2D dimension drawings, 3D models, device circuit diagrams, ...)

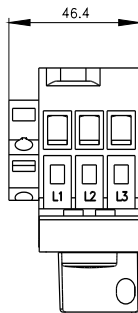
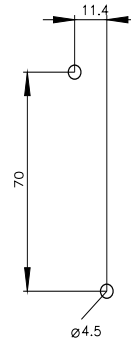
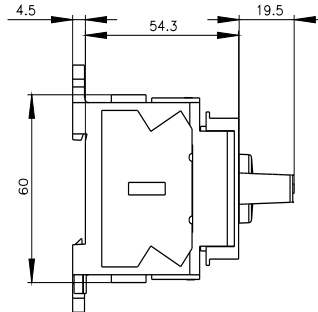
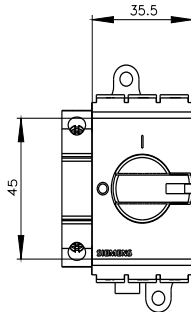
[https://www.automation.siemens.com/bilddb/cax\\_en.aspx?mlfb=3LD3030-1TK11](https://www.automation.siemens.com/bilddb/cax_en.aspx?mlfb=3LD3030-1TK11)

CAX-Online-Generator

<https://www.siemens.com/cax>

Tender specifications

<https://www.siemens.com/specifications>



last modified:

10/14/2025 

