







SENTRON, Switch disconnecter 3LD, emergency switching-off switch, 3- pole, Iu: 100 A, operating power / at AC-23 A 400 V: 37 kW, installation in distribution boards, knob-operated mechanism, Red / yellow, handle direct at the switch

Model	
product brand name	SENTRON
product designation	Switch disconnecter
design of the product	EMERGENCY-STOP switch
display version for switch position indicator manual operation	1 ON - 0 OFF
type of switch	DIN-rail mounting
design of the actuating element	selector switch
color of the actuating element	red
design of handle	knob-operated mechanism, red/yellow
type of the driving mechanism motor drive	No
General technical data	
number of poles	3
size of switch disconnecter	4
mechanical service life (operating cycles) typical	100 000
electrical endurance (operating cycles)	
• at AC-23 A at 690 V	6 000
operating frequency maximum	50 1/h
degree of pollution	3
Voltage	
insulation voltage rated value	690 V
surge voltage resistance rated value	6 kV
operating voltage	
• at AC rated value	690 V
operating frequency rated value	
• minimum	50 Hz
• maximum	60 Hz
Protection class	
protection class IP	IP40
protection class IP on the front	IP40
Dissipation	
power loss [W] for rated value of the current at AC in hot operating state per pole	7.5 W
Main circuit	
operational current	
• at AC-21 at 690 V rated value	100 A
• at AC-21 A at 240 V rated value	100 A
• at AC-21 A at 400 V rated value	100 A
• at AC-21 A at 440 V rated value	100 A
• at AC-23 A at 400 V rated value	70 A

operating power	
<ul style="list-style-type: none"> • at AC-23 A at 240 V rated value • at AC-23 A at 400 V rated value • at AC-23 A at 440 V rated value • at AC-23 A at 690 V rated value • at AC-3 at 240 V rated value • at AC-3 at 400 V rated value • at AC-3 at 690 V rated value 	18.5 kW 37 kW 37 kW 30 kW 18.5 kW 30 kW 22 kW
Auxiliary circuit	
number of CO contacts for auxiliary contacts	0
number of NC contacts for auxiliary contacts	0
number of NO contacts for auxiliary contacts	0
operating voltage of auxiliary contacts at AC maximum	500 V
continuous current of the auxiliary contact rated value	10 A
insulation voltage of the auxiliary switch rated value	500 V
Suitability	
suitability for use main switch	Yes
suitability for use switch disconnecter	Yes
suitability for use EMERGENCY OFF switch	Yes
suitability for use safety switch	Yes
suitability for use maintenance/repair switch	Yes
Product details	
product feature can be locked into OFF position	Yes
Accessories	
product extension optional	
<ul style="list-style-type: none"> • motor drive • voltage trigger 	No No
number of connectable NC contacts for auxiliary contacts attachable maximum	2
number of connectable NO contacts for auxiliary contacts attachable maximum	4
number of connectable CO contacts for auxiliary contacts attachable maximum	0
number of bracket locks maximum	2
hasp thickness of the bracket locks	4 ... 6 mm
Short circuit	
conditional short-circuit current with line-side fuse protection	
<ul style="list-style-type: none"> • at 690 V by gG fuse rated value 	50 kA
let-through current with closed switch	
<ul style="list-style-type: none"> • at 240 V for combination switch + gG fuse maximum • at 440 V for combination switch + gG fuse maximum • at 690 V for combination switch + gG fuse maximum permissible 	10 kA 10 kA 10 kA
I²t value with closed switch	
<ul style="list-style-type: none"> • at 240 V for combination switch + gG fuse maximum • at 440 V for combination switch + gG fuse maximum • at 690 V for combination switch + gG fuse maximum 	64 kA ² .s 64 kA ² .s 64 kA ² .s
design of the fuse link	
<ul style="list-style-type: none"> • for short-circuit protection of the main circuit required • for short-circuit protection of the auxiliary switch required 	fuse gL/gG: 100 A fuse gL/gG: 10 A
operational current of upstream fuse rated value	100 A
according UL	
operational current at AC according to UL 508/UL 60947-4-1 rated value	100 A
operating voltage at AC at 50/60 Hz according to UL 508/UL 60947-4-1 rated value	600 V
active power [hp] at AC at 480 V according to UL 508/UL 60947-4-1 rated value	60
active power [hp] at AC at 600 V according to UL 508/UL 60947-4-1 rated value	75
short-time withstand current (SCCR) at 600 V according to UL 508/UL 60947-4-1	10 kA

continuous current of upstream fuse according to UL rated value	200 A
type of fuse according to UL	RK5
Connections	
AWG number as coded connectable conductor cross section solid maximum	1 12
type of connectable conductor cross-sections for copper conductor	1x (4...50mm ²) 1x (4...35mm ²) 1x (4...50mm ²)
type of connectable conductor cross-sections for auxiliary contacts	2x (0.75 ... 2.5 mm ²), 1x 4 mm ² 2x (0.75 ... 1.5 mm ²), 1x 2.5 mm ² 2x (0.75 ... 2.5 mm ²), 1x 4 mm ²
type of electrical connection	box terminal connection terminals
<ul style="list-style-type: none"> • for main current circuit • for auxiliary contacts 	
Mechanical Design	
height	83 mm
width	71 mm
depth	97 mm
type of device	fixed mounting
fastening method	Built-in unit fixed-mounted version
fastening method	
<ul style="list-style-type: none"> • 4-hole front mounting • front mounting with central attachment • rail mounting 	No No Yes
Net Weight	375 g
Environmental conditions	
ambient temperature during operation	-25 °C 55 °C
<ul style="list-style-type: none"> • minimum • maximum 	
ambient temperature during storage	-25 °C 55 °C
<ul style="list-style-type: none"> • minimum • maximum 	
Approvals Certificates	
General Product Approval	Maritime application
  	Miscellaneous  
other	Environment
	Confirmation Environmental Con- firmations Environmental Con- firmations
Further information	
Information on the packaging https://support.industry.siemens.com/cs/ww/en/view/109813875 Information for data generation and storage https://support.industry.siemens.com/cs/ww/en/view/109995012 Information- and Downloadcenter (Catalogs, Brochures,...) https://www.siemens.com/lowvoltage/catalogs Industry Mall (Online ordering system) https://mall.industry.siemens.com/mall/en/en/Catalog/product?mlfb=3LD2730-0TK13	

Service&Support (Manuals, Certificates, Characteristics, FAQs,...)

<https://support.industry.siemens.com/cs/ww/en/ps/3LD2730-0TK13>

Image database (product images, 2D dimension drawings, 3D models, device circuit diagrams, ...)

https://www.automation.siemens.com/bilddb/cax_en.aspx?mlfb=3LD2730-0TK13

CAx-Online-Generator

<https://www.siemens.com/cax>

Tender specifications

<https://www.siemens.com/specifications>

